

NEW SOUTH WALES

**STATE CAPITAL PROGRAM
1994-95**

Budget Paper No. 4

CONTENTS

	Page
1. STATE CAPITAL PROGRAM	
1.1 OVERVIEW	1
1.2 EXPENDITURE TRENDS	2
1.3 1994-95 PROGRAM	5
2. NON BUDGET SECTOR PROGRAM	
2.1 OVERVIEW	9
2.2 EXPENDITURE TRENDS	10
2.3 1994-95 PROGRAM	13
3. CAPITAL PROJECTS	
3.1 INTRODUCTION	17
3.2 BUDGET SECTOR CAPITAL PROJECTS (incl. agency index)	19
3.3 NON BUDGET SECTOR CAPITAL PROJECTS (incl. agency index)	85

1. STATE CAPITAL PROGRAM

1.1 OVERVIEW

The State capital program comprises capital payments of both the Budget and Non Budget sectors.

Budget Sector capital payments include both gross fixed capital payments (purchase and construction of assets) and capital grants and advances made to Non Budget Sector agencies and to non State organisations. This is consistent with the Government Finance Statistics presentation of the overall Budget. Similarly, the Non Budget Sector includes in its capital payments, expenditure funded by grants provided by the Budget Sector. When data is presented for the total State capital program, the double count is eliminated.

This Budget Paper provides specific information on the overall State capital program and the Non Budget Sector component of the overall program. As well, detailed project information is provided on major works for both the Budget and Non Budget sectors. Information on Budget Sector capital payments on a policy area and Ministerial portfolio/agency basis can be found in Chapter 6 and Appendices B, E and F of Budget Paper No. 2 'Budget Information 1994-95'.

The State capital program can be depicted as follows -

	1993-94 ACTUAL \$000	1994-95 ESTIMATE \$000
BUDGET SECTOR	4,131,446	4,195,242
NON BUDGET SECTOR	2,194,596	2,990,562
	6,326,042	7,185,804
less: Grants to Non Budget Sector agencies (included within Budget Sector program)	1,153,198	1,084,221
STATE CAPITAL PROGRAM	5,172,884 *	6,101,583

* Excludes four major electricity councils included in the 1994-95 program for the first time (see p. 3).

References to real increases in capital program expenditure throughout this Budget Paper have been calculated using the Australian Bureau of Statistics Gross Non Farm Product deflator.

1.2 EXPENDITURE TRENDS

Real growth in State capital program expenditure occurred in 1989-90. Law, order and public safety, education, health and housing, water and sewerage, and the environment continued strong real growth but the major growth occurred in the provision of economic infrastructure, particularly transport and communication. Transport and communication expenditure was boosted by the implementation of the findings of the Booz, Allen and Hamilton study, aimed at providing a more efficient and effective rail system. Acceleration of the roads program was made possible by the introduction of the 3 cents fuel levy.

Real growth continued in the State capital program in 1990-91, particularly in the economic infrastructure areas of transport and communication and mining, energy and construction. The first full year effect of the 3 cents fuel levy contributed towards real growth in the roads program, included under transport and communication. Law, order and public safety also continued to grow strongly in real terms in 1990-91. The growth in mining, energy and construction related to an increased rate of expenditure on construction of the Mt. Piper power station and rehabilitation of existing power stations. Although housing, water and sewerage and the environment declined overall, the water and sewerage component increased due to the Government's priority to improve environmental protection, funded in part by the introduction of the \$80 per annum special environmental levy.

In 1991-92 there was a small real decline in the State capital program although housing, water and sewerage, and the environment and mining, energy and construction grew in real terms. In contrast to the trend of the previous few years, there were declines in law, order and public safety, education and health and in transport and communication. The contraction was largely the result of the completion of a number of major projects (particularly in the law, order and public safety policy area) as well as significant underexpenditure compared with budget in a number of policy areas.

The State capital program grew in real terms in 1992-93. The overall growth in the program reflected the Government's decision to provide a once-up increase to give some impetus to the depressed building and construction industry and economic activity in general and to promote employment. The major area of real growth was transport and communication, particularly in rail services and the roads program.

Following the once-off boost in the previous year, the State capital program again declined in real terms in 1993-94. However, real growth occurred in the policy areas of health, recreation and culture and economic services. Growth in recreation and culture reflected increased expenditure at Homebush Bay on sporting facilities associated with Sydney hosting the Olympic Games in the year 2000.

The 1994-95 State capital program is projected to increase significantly, reflecting increases in health, housing, water and sewerage, and the environment, and mining, energy and construction.

Initial work on the Rouse Hill development by the Water Board explains the increase in housing, water and sewerage, and the environment. The mining, energy and construction policy area is boosted in 1994-95 by the inclusion in the State capital program for the first time of four major electricity councils (Sydney, Prospect, Illawarra and Shortland) and the commencement of 'Discovery 2000', involving a major updating of the State's geoscience database to encourage mining industry exploration and investment. The significant increase in the health policy area is attributable to the implementation of the Concord and East Sydney strategies and increased reporting of own-source expenditure by area and district health services.

After adjusting for the inclusion of the four electricity councils, projected real growth in the 1994-95 State capital program is 8.6 per cent (the unadjusted increase is 15.1 per cent).

Over the five years up to and including 1994-95, the State capital program is estimated to increase by \$511 million or 9.7 per cent in real terms (after adjustment for electricity councils). The major areas of projected growth include the health, recreation and culture, and economic services areas. Lesser increases will occur in transport and communication and housing, water and sewerage, and the environment.

The growth in health services reflects the high priority accorded by the Government to improved targetting and health service provision in New South Wales. Significant health infrastructure projects have included the relocation of the Children's Hospital to Westmead, a major hospital enhancement program, the mental health plan and the information technology strategy.

The significant real growth projected in recreation and culture relates to the construction of Olympic facilities at Homebush Bay and additional support for the Arts portfolio.

Real growth in the economic services area is due, in the main, to increased expenditure in 1994-95 by the Workcover Authority on a new rehabilitation centre at Ryde.

1993-94 Program Outcome

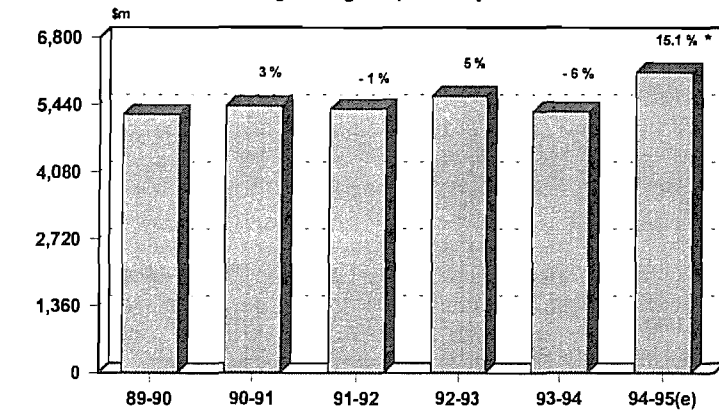
State capital program payments in 1993-94 of \$5,173 million represented a decrease of \$306 million compared with budget, or 5.7 per cent in real terms compared with 1992-93 expenditure.

The decrease was largely explained by significant savings on budgeted payments by Non Budget Sector agencies through lower tender prices and the deferral of projects not providing the required rate of return (particularly in housing, water and sewerage, and the environment), although real growth occurred in the Budget Sector policy areas of health and recreation and culture (sporting facilities at Homebush Bay associated with the Sydney Olympics).

Detailed information on the outcome of the Budget Sector component of the State capital program in 1993-94 can be found in Appendix B of Budget Paper No. 2 'Budget Information 1994-95'.

Figure 1.1
STATE CAPITAL PROGRAM - TOTAL PAYMENTS

Payments expressed in real terms, 1994-95 base
Percentage change on previous year



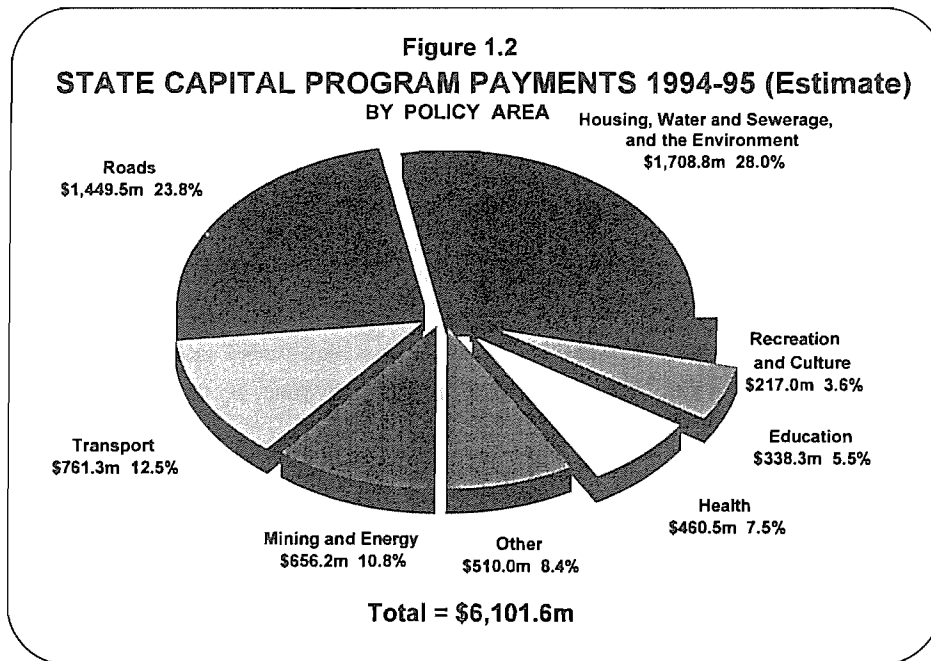
* unadjusted for inclusion of electricity councils - adjusted increase is 8.6 percent

1.3 1994-95 PROGRAM

State capital program payments in 1994-95, estimated at \$6,102 million, represent an increase in real terms of 8.6 per cent on 1993-94, after adjustment for the inclusion of the four major electricity councils.

The State capital program represents planned expenditure at a point in time and, as with any plan, circumstances and priorities may change during the course of the financial year. In past years there have been moderate variations, either increases or decreases, between budgeted capital payments and the actual outcomes, reflecting a range of factors such as weather conditions, delays due to various reasons, price movements markedly different to those forecast and planning revisions.

While the 1994-95 State capital program has been framed on the latest estimates of planned payments on all of the projects that make up the program, past experience suggests it is not unlikely that the final outcome will follow the pattern of previous years and differ moderately from budgeted expenditure.



Highlights of the 1994-95 State capital program include -

- an increase of \$61 million or 15.3 per cent in real terms in health services, reflecting continued implementation of the Concord and East Sydney strategies and increased reporting of own-source expenditure by area and district health services;
- maintenance of education expenditure in real terms, with commencement of 45 new schools projects and 14 new TAFE facilities;
- payments totalling \$1,709 million for housing, water and sewerage, and the environment, including \$130 million for the Property Services Group Land Development Program, \$510 million for the Department of Housing and \$687 million for the Sydney Water Board;
- a total of \$656 million for mining, energy and construction, including \$346 million for electricity councils (Sydney, Prospect, Illawarra and Shortland) and \$10 million for the 'Discovery 2000' project aimed at improving and updating the State's geoscience database (estimated total cost \$40 million); and
- overall payments of \$2,211 million for transport and communication, including a roads program of \$1,450 million with \$104 million for road safety and blackspot programs, and \$506 million for passenger rail services with \$15 million for the New Southern Railway.

Funding of State Capital Program

Under the Government Finance Statistics presentation, Budget Sector capital payments are financed from Commonwealth specific purpose capital payments and hypothecated roads revenue, with the balance funded by the remaining current surplus and financing transactions.

The Non Budget Sector program is funded from the revenue, accumulated reserves of authorities and borrowings and assistance from the Budget.

Table 1.1 outlines funding sources for 1993-94 and 1994-95 for both the Budget Sector and Non Budget Sector programs.

Table 1.1: State Capital Program Funding Sources

	1993-94 Actual \$m	1994-95 Budget \$m
Budget Sector		
Commonwealth Payments		
- general purpose	80	...
- specific purpose	1,005	963
Hypothecated Roads Revenue	1,149	1,095
Current Budget Support and Financing Transactions	1,898	2,137
Total - Budget Sector	4,132	4,195
Non Budget Sector		
Borrowings	67	155
Other Sources	974	1,752
Total - Non Budget Sector	1,041 (a)	1,907 (a)
TOTAL PROGRAM	5,173	6,102
	1993-94 Actual \$m	1994-95 Budget \$m
(a) Non Budget Sector as above	1,041	1,907
plus inter sector transfers	1,153	1,084
Non Budget Sector as per table in Section 1.1	2,194	2,991

BUDGET SECTOR**Commonwealth General Purpose Capital Payment**

The general purpose capital payment was made up to 1993-94 under the Financial Agreement of 1927. Loan Council abolished this payment from 1 July 1994.

Commonwealth Specific Purpose Payments

The Commonwealth Government provides payments to the States for specific capital purposes under section 96 of the Constitution. The major payments are for public housing and roads.

Commonwealth specific purpose capital payments in 1994-95 are estimated at \$963 million, including \$307 million in housing grants under the Commonwealth State Housing Agreement, roads grants of \$329 million under the Land Transport Development program and payments of \$108 million under the 'Building Better Cities' program. Total estimated payments of \$963 million represent a decrease of \$42 million or 4.2 per cent over the previous year.

Hypothecated Revenues

Hypothecated revenues comprise proceeds from State fuel levies, including the additional levy to accelerate roadworks, and revenue from motor vehicle taxation. Both fuel levies and motor vehicle taxation are dedicated to the roads program in accordance with Government policy. Consistent with the principle of all taxation revenue being appropriated by Parliament, fuel levies and motor vehicles taxes are passed to the RTA through the Budget.

Funding from fuel levies and motor vehicle taxation dedicated to the roads program is estimated to amount to \$1,095 million in 1994-95 compared with \$1,149 million in 1993-94, a decrease of \$54 million or 4.7 per cent.

Current Budget Surplus and Financing Transactions

The residual funding sources for the Budget Sector capital program are the remaining current surplus, after hypothecation of roads revenue, and financing transactions and include an additional \$104 million for road safety and blackspot programs provided to the Roads and Traffic Authority.

NON BUDGET SECTOR

Borrowings

Borrowings to support Non Budget Sector capital program expenditure are estimated at \$155 million in 1994-95 compared with \$67 million in 1993-94. Agencies contributing to the increase in 1994-95 borrowings are the Waste Recycling and Processing Service (an additional \$14 million) and State Rail Authority - Commercial (an additional \$58 million).

Other Internal Funding

The most significant source of funding for the Non Budget Sector capital program is the income and accumulated reserves of authorities. In 1994-95 funding from this source is estimated at \$1,752 million, compared with \$974 million in 1993-94. The significant increase in the Water Board program (\$319 million) and the first time inclusion of the four electricity councils has increased internal funding of the program in 1994-95.

2. NON BUDGET SECTOR CAPITAL PROGRAM

2.1 OVERVIEW

The Non Budget Sector agencies provide major economic infrastructure assets such as water, power and public transport, and operate in markets ranging from monopolistic to competitive.

The Non Budget Sector capital program covers those agencies funded from own source revenues or borrowings. In addition, *capital grants* from the Budget Sector are provided to certain Non Budget Sector agencies to undertake services required by the Government for social rather than commercial reasons, for instance creating and maintaining free public recreation areas (Darling Harbour Authority), the provision of public rental housing (Department of Housing) and public rail transport (the City Rail and Country Link services of the State Rail Authority).

The Non Budget Sector capital program is primarily funded from internal agency sources. It is, therefore, mainly driven by commercial considerations including the anticipated rate of return on the acquired assets.

Unlike the Budget Sector Capital Program, the Non Budget Sector Capital Program has no direct impact on the State's Budget Strategy. However, in the sense that Non Budget Sector agencies pay dividends and tax equivalents which directly impact on the Budget result, there is an indirect relationship between the Non Budget Sector Capital Program and the Budget strategy. Accordingly, the emphasis on approvals for Non Budget Sector programs is on establishing that the proposed programs do not put at risk the agencies' ability to meet the financial targets stipulated in their Statement of Financial Performance.

2.2 EXPENDITURE TRENDS

Parallel with the growth in the State's total capital program, the Non Budget Sector component of the total program grew substantially in real terms in the early 1980's and reached a peak in 1984-85. This reflected significant real growth in economic infrastructure, primarily electricity generation, railways and ports.

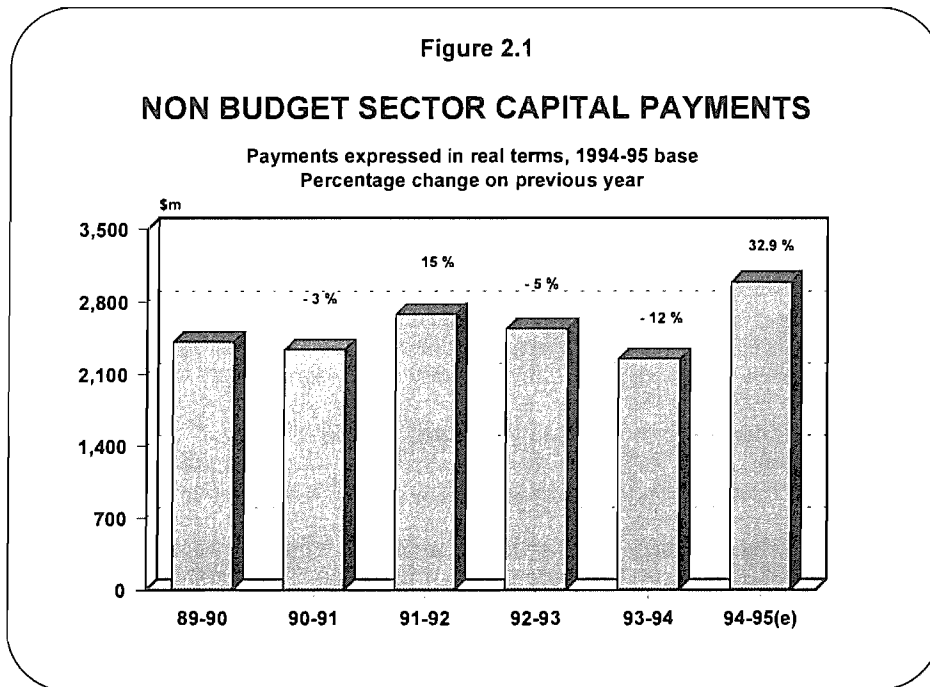


Figure 2.1 above indicates the trends on Non Budget Sector capital expenditure over the past five years. (Expenditure is expressed in real terms using \$1994-95 as a base, the percentage change shown is the change on the previous year.)

Sectoral Trends

Energy

Before 1994-95, the energy sector comprised Pacific Power's capital expenditure as well as the global borrowing allocations of the State's 25 electricity distributors, which were used to partly fund their capital works programs. Historically, Pacific Power has dominated capital expenditure in the energy sector.

Pacific Power's capital works program has gradually declined from a peak of \$964.7 million in 1984-95 to a low of \$244.5 million in 1993-94.

Since 1991-92, Pacific Power's capital works program has stabilised following the substantial completion of the Mount Piper power station. In 1992-93 and 1993-94, Pacific Power's capital program focused on improving the environmental performance and extending the operating lives of its older power stations. This trend is anticipated to continue in 1994-95.

Pacific Power's share of total Non Budget Sector capital expenditure will decline from 20.9 per cent in 1991-92 to an estimated 7.5 per cent in 1994-95.

For 1994-95 (and future years), the total capital programs of NSW's four metropolitan electricity distributors (Sydney, Prospect, Shortland, and Illawarra) have been added to the energy sector. The global borrowing allocations for distributors' capital works programs now relate to the remaining 21 rural electricity distributors only.

In 1994-95, the combined capital works programs of the four metropolitan distributors will total an estimated \$345.9 million. One rural distributor, Southern Riverina Electricity and Water, will fund part of its total capital expenditure from a global borrowing allocation in 1994-95.

Housing, Water and Sewerage and the Environment

This sector's capital expenditure from 1989 reflects the increasing Government and community demands to meet effluent quality and environmental protection standards and to accommodate urban growth.

During the years between 1989 and 1995, this sector's capital works program has accounted for between 50 and 60 percent of the total Non Budget Sector capital expenditure.

The late 1980's was a period of real growth in the sector's capital expenditure. However, there was a small decline in 1990-91, when capital expenditure on housing was affected by delays in obtaining approvals for major housing redevelopment projects.

After a real decrease in 1993-94 caused by the impact of the recession, resulting in a more competitive environment (lower tender prices) and deferral of marginal projects, it is anticipated that the 1994-95 capital expenditure levels will be restored to their 1992-93 and 1991-92 levels of around \$1,300 million (or 55.7 per cent of the total Non Budget Sector capital expenditure).

Transport and Communications

The capital program expenditure of transport agencies has steadily increased from 1989 to 1994 following the implementation of the Booz, Allen and Hamilton study. In 1993-94 the transport and communication sector's capital program accounted for 33.4 per cent of the total Non Budget Sector capital program.

It is anticipated that transport's 1994-95 capital program will account for 30 per cent of the total Non Budget Sector capital program.

1993-94 Program Outcome

Overall, capital program expenditure by the Non Budget Sector in 1993-94 was \$2,194.6 million, \$296.7 million or 11.9 per cent below the original budget projection of \$2,491.3 million.¹ This development mirrors the impact of the recession on the general economy, resulting in a more competitive environment (lower tender prices) and deferral of marginal projects.

¹

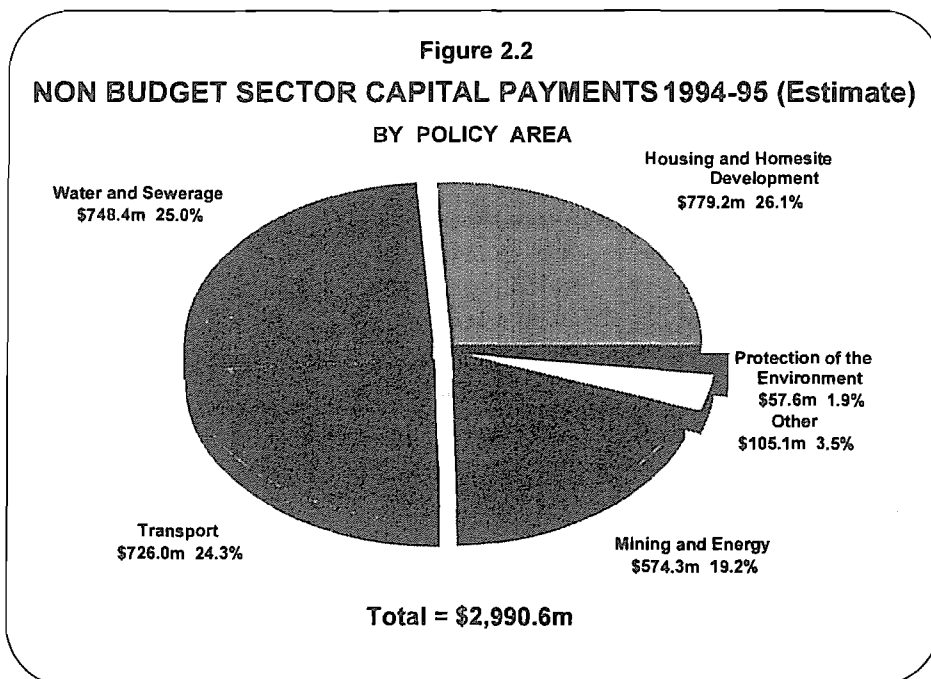
Adjusted for Local Councils' Borrowings, not included in the 1993-94 actual capital expenditure.

2.3 1994-95 PROGRAM

The 1994-95 Non Budget Sector agencies' capital expenditure program is estimated to be \$2,990.6 million. This is an increase, in real terms, of \$742 million (or 33 per cent) on 1993-94 expenditure, and reflects the following changes to the program in 1994-95 -

- The four metropolitan electricity distributors are included in the Capital Program for the first time in 1994-95. These agencies will account for \$346 million of the energy expenditure in 1994-95.
- Rouse Hill Development: Stage I of this program involves infrastructure construction valued at \$254 million.

Adjusting for the effect of these programs, the 1994-95 Non Budget Sector Capital Expenditure Program would become \$2,390.6 million, an increase of \$142 million (or 6.32 per cent) over the 1993-94 Program Expenditure.



Major features of the 1994-95 Non Budget Sector Capital Expenditure Program, not mentioned above, include:

- Pacific Power's capital expenditure program will decrease from \$245 million in 1993-94 to \$225 million in 1994-95. Expenditure of \$123 million will be incurred for work on existing power stations, mainly Bayswater and Wallerawang Power Stations, to improve environmental performance and extend their serviceable life.

- The Water Board's capital expenditure program continues to reflect the increasing Government and community demands to meet effluent quality and environmental protection standards and to accommodate urban growth. Highlights of the 1994-95 capital expenditure program, (totalling \$433 million not including the Rouse Hill project), include -
 - Prospect Reservoir to Pipehead Delivery Upgrade - \$27 million to continue construction of the tunnel and pipeline to increase the capacity of the main delivery system and improve water quality;
 - Prospect Reservoir By Pass Stage II - \$9.3 million (estimated total cost \$60 million), will enable higher quality Warragamba water to be supplied to the northern and north western areas of Sydney. This project will be completed this financial year;
 - Telemetry (IICATS) - \$26 million IICATS is a large integrated telemetry system, which will provide monitoring and control of assets and infrastructure across the Board's area of operations;
 - Malabar Sewage Treatment Plant - \$10 million (of a total estimated cost of \$15.2 million), to provide improved plant and process performance;
 - North Head Sewage Treatment Plant - \$7 million, including commencement of the \$20 million upgrade to improve grease capture; and
 - St Marys Sewage Treatment Plant - \$13 million, (of an estimated total cost of \$74 million).
- The major components of State Transit Authority's \$27 million capital program are:
 - the Bus Replacement Program - \$14.6 million in 1994-95. This includes the purchase of the second set of 50 buses fuelled by Compressed Natural Gas (CNG); and
 - the purchase of an additional "Rivercat" vessel (\$3.5 million) to provide better passenger services between the City and Parramatta.
- Major Capital Works Initiatives for the State Rail Authority for 1994-95 (totalling \$541 million) include:
 - New Southern Railway - to provide a link between the City and Sydney's Kingsford Smith Airport, total estimated cost to the Government of \$474 million. Preliminary work to begin this year;
 - Parramatta to Hornsby Rail Link - total estimated cost to the Government of \$400 million, \$2 million has been allocated in 1994-95 for investigations and engineering studies;
 - Station Upgrading Program - further \$65 million allocated in 1994-95;
 - Funding allocation of \$58.6 million for the purchase of 80 outer suburban Tangara carriages. This will complete the Government's Tangara acquisition program;
 - Purchase of 28 Endeavour Rail Cars, costing \$14.2 million; and

- Purchase of four Explorer trains to boost capacity on Countrylink services to northern and southern regions, costing \$5 million.
- The Department of Housing's 1994-95 capital expenditure program of \$510 million is comparable to 1993-94's expenditure of \$511 million. Highlights include:
 - A construction program which will provide for the commencement of 3,105 units of accommodation;
 - Community housing programs to improve service performance for specific assistance schemes with an estimated cost of \$26 million;
 - A capital improvements (upgrading) program of \$47 million; and
 - A specific capital improvement program of \$11 million for the preservation of major residential buildings in the inner areas of Sydney.
- The highlights of Property Services Group's capital expenditure program include \$130 million for land acquisition development and sale, and \$96 million for the urban redevelopment of City West.

3. CAPITAL PROJECTS

3.1 INTRODUCTION

This chapter focusses on major capital works projects to be undertaken by individual Budget and Non Budget Sector agencies as well as their total planned capital payments from all funding sources.

For the purpose of this chapter a major work is any specific project with an estimated total cost of \$500,000 or more. Major works are further subdivided into new works (projects which have been approved to commence in 1994-95) and works-in-progress (projects which were commenced in earlier years but have not yet been completed). In addition an aggregate allocation for minor miscellaneous works (those with an estimated total cost of less than \$500,000) is shown for each agency.

As with any plan, circumstances and priorities may change in the course of its implementation. Ministers have authority to vary project allocations provided, in relation to Budget Sector agencies, they observe authorisation limits constraints (expenditure limits for the current and future financial years). Hence, the allocations shown against individual projects may alter during the course of the financial year.

Allocations earmarked for minor miscellaneous works are utilised for such purposes as the purchase of minor plant and equipment, annual provisions for repairs and replacements and land acquisitions, and the provision of capital services, including compensation for coal rights. Included for the first time in the 1994-95 State capital program are projects to be undertaken by four major electricity councils - Sydney, Prospect, Illawarra and Shortland.

Generally, the project values making up agency capital allocations for 1994-95 include allowance for price movements to 30 June 1995. The costs of projects proceeding beyond that point are not adjusted for future price movements, which would increase their total costs.

The 1994-95 capital program provides for expenditure, from all funding sources, of \$6,102 million, a real increase over 1993-94 of 15.1 per cent, or 8.6 per cent after adjustment for inclusion of electricity councils.

The capital program provides for the construction, acquisition and upgrading of the physical assets of the State, as well as the provision of certain services with long term social and economic benefits. The program plays a key role in the growth and development of the State economy by providing the basic infrastructure required by industry and for urban and rural development throughout New South Wales. In addition the capital program encompasses the provision of essential social, recreational and cultural facilities.

The program embraces a large number of individual projects ranging from the acquisition of minor plant and equipment, through to provision of electricity, roads, rail, ports, hospitals, education and other facilities. The sheer volume of projects being undertaken precludes a detailed listing of all projects.

The completion date shown for each project in this chapter relates to the date the project is financially completed, including the payment of all retention monies. In some instances, particularly for very large projects, this may be some time after the physical completion of works.

Separate indexes are provided for the Budget and Non Budget sectors programs, at the beginning of Sections 3.2 and 3.3 respectively.

3.2 BUDGET SECTOR CAPITAL PROJECTS

	Page
THE LEGISLATURE -	
The Legislature	23
PREMIER AND MINISTER FOR ECONOMIC DEVELOPMENT -	
Premier's Department	24
Cabinet Office	24
Parliamentary Counsel's Office	24
Independent Commission Against Corruption	25
Ombudsman's Office	25
ATTORNEY GENERAL AND MINISTER FOR JUSTICE -	
Attorney General's Department	26
Judicial Commission	26
Director of Public Prosecutions	26
Department of Courts Administration	27
Department of Corrective Services	27
Department of Juvenile Justice	28
Legal Aid Commission	29
MINISTER FOR AGRICULTURE AND FISHERIES AND MINISTER FOR MINES -	
Department of Agriculture	30
NSW Fisheries	31
Rural Assistance Authority	31
Department of Mineral Resources	32
Coal Compensation Board	32
CHIEF SECRETARY AND MINISTER FOR ADMINISTRATIVE SERVICES -	
Office of the Chief Secretary and Minister for Administrative Services	33
Chief Secretary's Department	33
Casino Control Authority	34
MINISTER FOR COMMUNITY SERVICES AND MINISTER FOR ABORIGINAL AFFAIRS -	
Department of Community Services	35
Office of Aboriginal Affairs	35

	Page
MINISTER FOR CONSUMER AFFAIRS -	
Department of Consumer Affairs	36
MINISTER FOR EDUCATION, TRAINING AND YOUTH AFFAIRS AND MINISTER FOR TOURISM -	
Ministry of Education and Youth Affairs	37
Department of School Education	37
Technical and Further Education Commission	42
MINISTER FOR ENERGY AND MINISTER FOR LOCAL GOVERNMENT AND CO-OPERATIVES -	
Office of Energy	45
Department of Local Government and Co-operatives	45
MINISTER FOR THE ENVIRONMENT -	
Environment Protection Authority	46
National Parks and Wildlife Service	46
Royal Botanic Gardens and Domain Trust	47
Urban Parks Agency	48
MINISTER FOR HEALTH -	
Department of Health	49
MINISTER FOR INDUSTRIAL RELATIONS AND EMPLOYMENT AND MINISTER FOR THE STATUS OF WOMEN -	
Department of Industrial Relations, Employment, Training and Further Education	52
Ministry for the Status and Advancement of Women	52
MINISTER FOR LAND AND WATER CONSERVATION -	
Department of Conservation and Land Management	53
Department of Water Resources	53
MINISTER FOR MULTICULTURAL AND ETHNIC AFFAIRS -	
Ethnic Affairs Commission	56

	Page
MINISTER FOR PLANNING AND MINISTER FOR HOUSING -	
Department of Planning	57
Homebush Bay Development Corporation	57
MINISTER FOR POLICE AND MINISTER FOR EMERGENCY SERVICES -	
The Police Service of New South Wales	58
New South Wales Crime Commission	58
New South Wales Fire Brigades	59
Department of Bush Fire Services	60
State Emergency Service	60
MINISTER FOR PUBLIC WORKS AND MINISTER FOR PORTS -	
Office of the Minister for Public Works	61
MINISTER FOR SMALL BUSINESS AND MINISTER FOR REGIONAL DEVELOPMENT -	
Department of Business and Regional Development	65
MINISTER FOR SPORT, RECREATION AND RACING -	
Department of Sport, Recreation and Racing	66
MINISTER FOR TRANSPORT AND MINISTER FOR ROADS -	
Department of Transport	67
Roads and Traffic Authority	68
TREASURER AND MINISTER FOR THE ARTS -	
Treasury	79
Crown Transactions	80
Ministry for the Arts	80
State Library	81
Australian Museum	81
Museum of Applied Arts and Sciences	82
Historic Houses Trust	82
Art Gallery	83
NSW Film and Television Office	83

PROJECT DESCRIPTION	LOCATION	START	COMPLETE	ESTIMATED TOTAL COST \$000	EXPENDITURE TO 30-06-94 \$000	ALLOCATION IN 1994-95 \$000
---------------------	----------	-------	----------	----------------------------------	-------------------------------------	-----------------------------------

THE LEGISLATURE

THE LEGISLATURE

PROGRAM OVERVIEW

The program provides for Electorate Office equipment and fitouts, the general needs of the Parliament and an improved information technology network for Members.

MAJOR WORKS

WORK-IN-PROGRESS

MEMBERS' COMPUTER NETWORK	Various	1994	1998	2,549	1,026	972
MEMBERS' EQUIPMENT REPLACEMENT PROGRAM	Various	1993	1997	2,757	1,124	872

1,844

MINOR MISCELLANEOUS WORKS

1,678

TOTAL, THE LEGISLATURE

3,522

PROJECT DESCRIPTION	LOCATION	START	COMPLETE	ESTIMATED TOTAL COST \$000	EXPENDITURE TO 30-06-94 \$000	ALLOCATION IN 1994-95 \$000
---------------------	----------	-------	----------	----------------------------------	-------------------------------------	-----------------------------------

PREMIER AND MINISTER FOR ECONOMIC DEVELOPMENT

PREMIER'S DEPARTMENT

PROGRAM OVERVIEW

The program provides for works in connection with the Sydney 2000 Olympics, an allocation to the Open Space and Heritage Fund for the redevelopment of Luna Park (funded from asset disposal revenue), and for the development and upgrade of minor equipment and technology systems.

MAJOR WORKS

NEW WORKS

GRANTS TO BUDGET SECTOR AGENCIES FOR THE CONSTRUCTION OF OLYMPIC FACILITIES	Homebush Bay	1994	1997	141,400		12,100
---	--------------	------	------	---------	--	--------

 12,100

MINOR MISCELLANEOUS WORKS

 10,489

TOTAL, PREMIER'S DEPARTMENT

 22,589

CABINET OFFICE

PROGRAM OVERVIEW

The program provides for office fitouts and replacement of essential plant and equipment.

MINOR MISCELLANEOUS WORKS

 109

TOTAL, CABINET OFFICE

 109

PARLIAMENTARY COUNSEL'S OFFICE

PROGRAM OVERVIEW

The program provides for improved service delivery through the upgrade of existing computer systems and printing equipment.

MINOR MISCELLANEOUS WORKS

 249

TOTAL, PARLIAMENTARY COUNSEL'S OFFICE

 249

PROJECT DESCRIPTION	LOCATION	START	COMPLETE	ESTIMATED TOTAL COST \$000	EXPENDITURE TO 30-06-94 \$000	ALLOCATION IN 1994-95 \$000
---------------------	----------	-------	----------	----------------------------------	-------------------------------------	-----------------------------------

INDEPENDENT COMMISSION AGAINST CORRUPTION

PROGRAM OVERVIEW

The program provides for the replacement and upgrade of essential plant and equipment.

MINOR MISCELLANEOUS WORKS	211
---------------------------	-----

TOTAL, INDEPENDENT COMMISSION AGAINST CORRUPTION	211
---	------------

OMBUDSMAN'S OFFICE

PROGRAM OVERVIEW

The program provides for the acquisition of computer equipment.

MAJOR WORKS

NEW WORKS

CASE MANAGEMENT SYSTEM	Sydney	1994	1997	789	536
------------------------	--------	------	------	-----	-----

TOTAL, OMBUDSMAN'S OFFICE	536
----------------------------------	------------

PROJECT DESCRIPTION	LOCATION	START	COMPLETE	ESTIMATED TOTAL COST \$000	EXPENDITURE TO 30-06-94 \$000	ALLOCATION IN 1994-95 \$000
---------------------	----------	-------	----------	----------------------------------	-------------------------------------	-----------------------------------

DEPARTMENT OF COURTS ADMINISTRATION

PROGRAM OVERVIEW

The program provides for the construction of new court houses, the expansion/modification of existing court houses and the development of major computing facilities.

MAJOR WORKS

NEW WORKS

AIR CONDITIONING REPLACEMENT PROGRAM	Various	1994	1999	4,626		822
SHERIFF'S MOBILE RADIO NETWORK	Sydney	1994	1995	606		606
						1,428

WORK-IN-PROGRESS

CONSTRUCTION OF COURT HOUSE	Tamworth	1992	1996	4,589	344	3,661
EXTENSIONS TO COURT HOUSE	Lismore	1993	1996	5,057	1,017	3,000
SUPREME AND DISTRICT COURT JUDICIAL SUPPORT SYSTEM	Various	1991	1997	6,988	2,263	1,800
						8,461

TOTAL, MAJOR WORKS

9,889

MINOR MISCELLANEOUS WORKS

2,100

TOTAL, DEPARTMENT OF COURTS ADMINISTRATION

11,989

DEPARTMENT OF CORRECTIVE SERVICES

PROGRAM OVERVIEW

The program provides for the construction of new gaols and periodic detention centres as well as the upgrade and expansion of existing prisons and prison industries.

MAJOR WORKS

NEW WORKS

MULAWA CRISIS SUPPORT CENTRE	Silverwater	1994	1996	750		445
PERIODIC DETENTION CENTRE - UPGRADE	Tomago	1994	1995	1,000		1,000
SECURITY UPGRADE - VARIOUS CENTRES	Various	1994	1996	3,000		2,200
SILVERWATER ADMINISTRATION SUPPORT BUILDING	Silverwater	1994	1995	3,029		3,000
TRANSITIONAL CENTRE FOR WOMEN - UPGRADE	Glebe	1994	1995	800		800
UPGRADE OF EMU PLAINS FEMALE FACILITY	Emu Plains	1994	1995	1,500		1,500
						8,945

PROJECT DESCRIPTION	LOCATION	START	COMPLETE	ESTIMATED TOTAL COST \$000	EXPENDITURE TO 30-06-94 \$000	ALLOCATION IN 1994-95 \$000
---------------------	----------	-------	----------	----------------------------------	-------------------------------------	-----------------------------------

LEGAL AID COMMISSION

PROGRAM OVERVIEW

This program provides for the cost of computer hardware and software to upgrade the Commission's computer network.

MAJOR WORKS

WORK-IN-PROGRESS

REPLACEMENT OF EXISTING COMPUTER SYSTEMS	Sydney	1993	1996	2,922	694	1,056
						1,056
TOTAL, LEGAL AID COMMISSION						1,056

PROJECT DESCRIPTION	LOCATION	START	COMPLETE	ESTIMATED TOTAL COST \$000	EXPENDITURE TO 30-06-94 \$000	ALLOCATION IN 1994-95 \$000
---------------------	----------	-------	----------	----------------------------------	-------------------------------------	-----------------------------------

MINISTER FOR AGRICULTURE AND FISHERIES AND MINISTER FOR MINES

DEPARTMENT OF AGRICULTURE

PROGRAM OVERVIEW

The program meets the cost of improving research laboratories and associated facilities to meet the requirements of the Occupational Health and Safety Act, the purchase and maintenance of computers and related systems, the replacement and upgrade of plant and equipment and the development and upgrading of roads on departmental properties.

Funding is also provided for the purchase of property affected by chemical contamination from former cattle tick dip sites in northern New South Wales.

MAJOR WORKS

NEW WORKS

PURCHASE, REMEDIATION AND SALE OF FORMER CATTLE TICK DIP SITES	Various	1994	1995	2,350		2,350
--	---------	------	------	-------	--	-------

REPLACEMENT OF FINANCIAL MANAGEMENT SOFTWARE	Various	1994	1996	1,681		1,261
--	---------	------	------	-------	--	-------

3,611

WORK-IN-PROGRESS

UPGRADE OF COLLEGE ACCOMMODATION	Paterson	1991	1995	1,752	1,029	723
----------------------------------	----------	------	------	-------	-------	-----

UPGRADE OF FACILITIES FOR OCCUPATIONAL HEALTH AND SAFETY REASONS	Various	1991	1999	7,280	2,747	960
--	---------	------	------	-------	-------	-----

INFORMATION TECHNOLOGY INFRASTRUCTURE	Various	1991	1998	5,364	1,203	609
---------------------------------------	---------	------	------	-------	-------	-----

MICROCOMPUTER ACQUISITIONS	Various	1991	1998	2,071	953	224
----------------------------	---------	------	------	-------	-----	-----

2,516

TOTAL, MAJOR WORKS

6,127

MINOR MISCELLANEOUS WORKS

5,151

TOTAL, DEPARTMENT OF AGRICULTURE

11,278

PROJECT DESCRIPTION	LOCATION	START	COMPLETE	ESTIMATED TOTAL COST \$000	EXPENDITURE TO 30-06-94 \$000	ALLOCATION IN 1994-95 \$000
---------------------	----------	-------	----------	----------------------------------	-------------------------------------	-----------------------------------

NSW FISHERIES

PROGRAM OVERVIEW

The program provides for the purchase and/or replacement of patrol and research vessels, plant, equipment and computer facilities and other minor capital works, as well as meeting the costs of bringing the Agency's facilities up to acceptable occupational health and safety standards. The program also provides for the costs of construction of experimental ponds to assist research into the commercial production of silver perch (an industry funded project).

MAJOR WORKS

NEW WORKS

COMMERCIAL FISHERIES PROPERTY RIGHTS DATABASE	Pymont	1994	1997	659		525
---	--------	------	------	-----	--	-----

525

WORK-IN-PROGRESS

ASSET MAINTENANCE PROGRAM	Cronulla	1993	1997	1,247	144	229
FISHERIES VESSELS REPLACEMENT PROGRAM - PATROL AND RESEARCH	Various	1991	1997	1,315	771	183
INFORMATION TECHNOLOGY STRATEGIC AND TACTICAL PLAN - IMPLEMENTATION COSTS	Pymont	1993	1997	591	136	229

641

TOTAL, MAJOR WORKS

1,166

MINOR MISCELLANEOUS WORKS

821

TOTAL, NSW FISHERIES

1,987

RURAL ASSISTANCE AUTHORITY

PROGRAM OVERVIEW

The program provides for assistance to primary producers under the State's Special Conservation Scheme and Natural Disaster Relief Scheme. This assistance, reflected under the Minor Miscellaneous Works heading, is by way of loans or advances at concessional interest rates.

MINOR MISCELLANEOUS WORKS

11,900

TOTAL, RURAL ASSISTANCE AUTHORITY

11,900

PROJECT DESCRIPTION	LOCATION	START	COMPLETE	ESTIMATED TOTAL COST \$000	EXPENDITURE TO 30-06-94 \$000	ALLOCATION IN 1994-95 \$000
---------------------	----------	-------	----------	----------------------------------	-------------------------------------	-----------------------------------

DEPARTMENT OF MINERAL RESOURCES

PROGRAM OVERVIEW

The program provides for the updating and enhancement of the Department's geological and geophysical information on mineral resources in New South Wales, asbestos mine rehabilitation activities at Baryulgil and for the replacement and upgrade of plant, equipment and computer facilities. A significant major new work is to commence in 1994-95. The Discovery 2000 project involves the upgrading of the State's geoscience database and will cost \$40 million over four years. Its purpose is to promote mining industry exploration and investment in New South Wales.

MAJOR WORKS

NEW WORKS

DISCOVERY 2000	Various	1994	1999	40,000		10,000
----------------	---------	------	------	--------	--	--------

 10,000

WORK-IN-PROGRESS

BARYULGIL ASBESTOS MINE REHABILITATION	Baryulgil	1992	1997	1,548	80	450
---	-----------	------	------	-------	----	-----

MINERAL RESOURCES AUDIT	Various	1993	1995	985	224	761
-------------------------	---------	------	------	-----	-----	-----

 1,211

TOTAL, MAJOR WORKS

 11,211

MINOR MISCELLANEOUS WORKS

 514

TOTAL, DEPARTMENT OF MINERAL RESOURCES

 11,725

COAL COMPENSATION BOARD

PROGRAM OVERVIEW

The program provides for coal compensation payments for the repurchase of private coal rights.

MINOR MISCELLANEOUS WORKS	60,000
---------------------------	--------

TOTAL, COAL COMPENSATION BOARD	60,000
--------------------------------	--------

PROJECT DESCRIPTION	LOCATION	START	COMPLETE	ESTIMATED TOTAL COST \$000	EXPENDITURE TO 30-06-94 \$000	ALLOCATION IN 1994-95 \$000
---------------------	----------	-------	----------	----------------------------------	-------------------------------------	-----------------------------------

CHIEF SECRETARY AND MINISTER FOR ADMINISTRATIVE SERVICES

OFFICE OF THE CHIEF SECRETARY AND MINISTER FOR ADMINISTRATIVE SERVICES

PROGRAM OVERVIEW

The program provides for whole-of-government projects undertaken by the Commercial Services Group as well as the replacement of minor plant and equipment.

MAJOR WORKS

WORK-IN-PROGRESS

MOBILE RADIO NETWORK	Various	1993	1998	15,700	3,086	8,914
						8,914

MINOR MISCELLANEOUS WORKS

2,087

TOTAL, OFFICE OF THE CHIEF SECRETARY AND MINISTER FOR ADMINISTRATIVE SERVICES						11,001
--	--	--	--	--	--	--------

CHIEF SECRETARY'S DEPARTMENT

PROGRAM OVERVIEW

The program will enhance the performance and capacity of the department's existing information technology system, designed to assist with the licensing and assessment of liquor, poker machine and amusement taxes/devices.

Other works include the establishment of the Casino Surveillance Division and capital costs associated with the proposed Statewide linkage of poker machines.

MAJOR WORKS

NEW WORKS

INFORMATION TECHNOLOGY ENHANCEMENT PROJECT	Sydney	1994	1997	1,100		375
						375

WORK-IN-PROGRESS

CAPITAL COST ASSOCIATED WITH THE ESTABLISHMENT OF THE CASINO SURVEILLANCE DIVISION	Sydney	1993	1999	565	268	91
						91

TOTAL, MAJOR WORKS						466
---------------------------	--	--	--	--	--	-----

MINOR MISCELLANEOUS WORKS						124
----------------------------------	--	--	--	--	--	-----

TOTAL, CHIEF SECRETARY'S DEPARTMENT						590
--	--	--	--	--	--	-----

PROJECT DESCRIPTION	LOCATION	START	COMPLETE	ESTIMATED TOTAL COST \$000	EXPENDITURE TO 30-06-94 \$000	ALLOCATION IN 1994-95 \$000
---------------------	----------	-------	----------	----------------------------------	-------------------------------------	-----------------------------------

CASINO CONTROL AUTHORITY

PROGRAM OVERVIEW

The program provides for remediation, preparation and excavation works at the site of the proposed casino. This is a continuation of the previous demolition of the former Pymony power station.

MINOR MISCELLANEOUS WORKS	4,750
TOTAL, CASINO CONTROL AUTHORITY	4,750

PROJECT DESCRIPTION	LOCATION	START	COMPLETE	ESTIMATED TOTAL COST \$000	EXPENDITURE TO 30-06-94 \$000	ALLOCATION IN 1994-95 \$000
---------------------	----------	-------	----------	----------------------------------	-------------------------------------	-----------------------------------

**MINISTER FOR COMMUNITY SERVICES, MINISTER FOR
ABORIGINAL AFFAIRS AND MINISTER FOR THE AGEING**

DEPARTMENT OF COMMUNITY SERVICES

PROGRAM OVERVIEW

The program provides for the construction of Long Day and Occasional Care Centres for children and for the provision and upgrading of residential care facilities. Funds for the purchase and construction of group homes for disabled people and for the development of computer systems are also provided.

MAJOR WORKS

NEW WORKS

CHILDREN'S SERVICES - NATIONAL CHILD CARE STRATEGY	Various	1994	1999	11,000		1,000
REMOVAL OF ASBESTOS FROM VARIOUS DEPARTMENTAL PREMISES	Various	1994	1995	606		455
						<hr/> 1,455

WORK-IN-PROGRESS

CHILDREN'S SERVICES - LONG DAY AND OCCASIONAL CARE CENTRES	Various	1990	1996	16,708	11,696	4,841
COMPUTER PROJECTS	Various	1993	1998	19,973	5,123	6,872
						<hr/> 11,713

TOTAL, MAJOR WORKS

13,168

MINOR MISCELLANEOUS WORKS

2,853

TOTAL, DEPARTMENT OF COMMUNITY SERVICES

16,021

OFFICE OF ABORIGINAL AFFAIRS

PROGRAM OVERVIEW

Provision is made within Minor Miscellaneous Works for funding to the NSW Aboriginal Land Council according to arrangements under the NSW Land Rights Act 1983. Also included is the capital grant for the Tripartite Aboriginal Infrastructure Project, a joint project with the Commonwealth Government and the NSW Aboriginal Land Council for Infrastructure Improvements.

MINOR MISCELLANEOUS WORKS

36,450

TOTAL, OFFICE OF ABORIGINAL AFFAIRS

36,450

PROJECT DESCRIPTION	LOCATION	START	COMPLETE	ESTIMATED TOTAL COST \$000	EXPENDITURE TO 30-06-94 \$000	ALLOCATION IN 1994-95 \$000
---------------------	----------	-------	----------	----------------------------------	-------------------------------------	-----------------------------------

MINISTER FOR CONSUMER AFFAIRS

DEPARTMENT OF CONSUMER AFFAIRS

PROGRAM OVERVIEW

The program provides for the acquisition of computers and the replacement and upgrading of plant and equipment.

MAJOR WORKS

NEW WORKS

OPTICAL DISK CONVERSION	Sydney	1994	1996	777		583
-------------------------	--------	------	------	-----	--	-----

583

WORK-IN-PROGRESS

BUSINESS LICENCE ADMINISTRATION SERVICE	Sydney	1990	1996	4,525	2,047	1,630
--	--------	------	------	-------	-------	-------

COMPUTERISED COMMUNICATION NETWORK SYSTEM	Sydney	1990	1995	3,151	2,699	452
--	--------	------	------	-------	-------	-----

OFFICE AUTOMATION	Parramatta	1990	1998	1,721	1,064	101
-------------------	------------	------	------	-------	-------	-----

2,183

TOTAL, MAJOR WORKS

2,766

MINOR MISCELLANEOUS WORKS

201

TOTAL, DEPARTMENT OF CONSUMER AFFAIRS

2,967

PROJECT DESCRIPTION	LOCATION	START	COMPLETE	ESTIMATED TOTAL COST \$000	EXPENDITURE TO 30-06-94 \$000	ALLOCATION IN 1994-95 \$000
---------------------	----------	-------	----------	----------------------------------	-------------------------------------	-----------------------------------

MINISTER FOR EDUCATION, TRAINING AND YOUTH AFFAIRS AND MINISTER FOR TOURISM

MINISTRY OF EDUCATION AND YOUTH AFFAIRS

PROGRAM OVERVIEW

The program provides for costs associated with the refurbishment of the Kirkbride Buildings for the Sydney College of the Arts and the purchase of minor items of plant and equipment, including examination furniture for the Board of Studies.

MAJOR WORKS

NEW WORKS

REFURBISHMENT OF KIRKBRIDE BUILDINGS	Rozelle	1994	1996	6,000		1,000
						<hr/> 1,000 <hr/>
MINOR MISCELLANEOUS WORKS						<hr/> 405 <hr/>
TOTAL, MINISTRY OF EDUCATION AND YOUTH AFFAIRS						<hr/> 1,405 <hr/>

DEPARTMENT OF SCHOOL EDUCATION

PROGRAM OVERVIEW

The program provides for the construction of new and replacement schools, upgrading and additions to existing facilities, the provision of demountable facilities to overcome temporary peaks, site acquisitions for new schools, furniture and other general items.

The 1994-95 program will enable the commencement of construction on 45 projects and the continuation of works on over 70 existing projects.

MAJOR WORKS

NEW WORKS

AUBURN PUBLIC SCHOOL - NEW BUILDINGS	Auburn	1994	1997	2,243		397
BANKSTOWN COLLEGE - DEVELOPMENT OF COLLEGE	Bankstown	1995	1997	2,199		80
BEN VENUE PUBLIC SCHOOL - NEW BUILDINGS/CONVERSIONS	Armidale	1995	1997	2,427		80
BEVERLY HILLS NORTH PUBLIC SCHOOL - UPGRADE	Beverly Hills	1995	1997	2,585		70
BRADFIELD COLLEGE - DEVELOPMENT OF COLLEGE	North Sydney	1994	1995	1,603		1,391
BROULEE PUBLIC SCHOOL - NEW SCHOOL STAGE 2	Broulee	1994	1996	941		587
CAMPSIE PUBLIC SCHOOL - NEW BUILDINGS/UPGRADE	Campsie	1995	1997	1,414		80
CESSNOCK EAST PUBLIC SCHOOL - NEW BUILDINGS	Cessnock	1994	1996	1,489		861
COWRA HIGH SCHOOL - NEW MULTI PURPOSE CENTRE	Cowra	1995	1996	1,350		170

PROJECT DESCRIPTION	LOCATION	START	COMPLETE	ESTIMATED TOTAL COST \$000	EXPENDITURE TO 30-06-94 \$000	ALLOCATION IN 1994-95 \$000
DEPARTMENT OF SCHOOL EDUCATION (cont)						
NEW WORKS (cont)						
DUBBO PUBLIC SCHOOL NO 6 - NEW SCHOOL STAGE 2	Dubbo	1995	1997	2,450		100
ELIZABETH MACARTHUR HIGH SCHOOL - NEW BUILDINGS	Narellan	1995	1997	2,710		140
GLENMORE PARK PUBLIC SCHOOL NO 1 - NEW SCHOOL STAGE 1	Glenmore Park	1995	1996	3,070		490
HALLIDAYS POINT PUBLIC SCHOOL - NEW SCHOOL	Forster	1995	1996	1,306		108
INGLEBURN HIGH SCHOOL - REFURBISH FACILITIES	Ingleburn	1994	1997	2,299		565
INVERELL PUBLIC SCHOOL - NEW BUILDINGS/UPGRADE	Inverell	1995	1997	1,719		80
JAMES RUSE AGRICULTURAL HIGH SCHOOL - NEW BUILDINGS/CONVERSIONS	Carlingford	1995	1997	2,261		50
KATOOMBA HIGH SCHOOL - SPECIAL EDUCATION UNIT	Katoomba	1995	1996	1,238		138
KELLYVILLE PUBLIC SCHOOL - NEW BUILDINGS	Kellyville	1995	1997	2,017		90
KINGSCLIFF HIGH SCHOOL - NEW BUILDINGS	Kingscliff	1995	1997	3,127		180
LOCKHART CENTRAL SCHOOL - NEW BUILDINGS/REFURBISHMENT	Lockhart	1995	1997	1,700		100
MACKSVILLE HIGH SCHOOL - NEW BUILDINGS	Macksville	1995	1997	2,592		110
MEDOWIE PUBLIC SCHOOL - NEW BUILDINGS	Medowie	1994	1997	1,782		571
MUDGEES HIGH SCHOOL - UPGRADE	Mudgee	1995	1996	3,366		175
NEW ADMINISTRATION BUILDINGS - VARIOUS SCHOOLS	Various	1995	1997	3,008		351
NEW CLASSROOMS - VARIOUS SCHOOLS	Various	1995	1997	5,262		1,160
NEW LIBRARIES - VARIOUS SCHOOLS	Various	1995	1996	2,871		886
NORTH WEST NOWRA PUBLIC SCHOOL - NEW SCHOOL STAGE 1	Nowra	1995	1997	3,307		212
OPEN TRAINING AND EDUCATION NETWORK - NEW FACILITY	Strathfield	1994	1995	1,233		1,156
ORANGE HIGH SCHOOL - UPGRADE	Orange	1995	1997	2,073		80
PLATTSBURG PUBLIC SCHOOL - UPGRADE	Wallsend	1994	1996	1,518		348
POTTSVILLE PUBLIC SCHOOL - NEW SCHOOL STAGE 2	Pottsville Beach	1995	1996	960		20
QUIRINDI PUBLIC SCHOOL - CONSOLIDATION	Quirindi	1995	1996	1,836		50
RATHMINES PUBLIC SCHOOL - REPLACEMENT SCHOOL	Rathmines	1995	1996	2,619		357
ROSS HILL PUBLIC SCHOOL - NEW BUILDINGS/UPGRADE	Ross Hill	1995	1997	2,093		120
STRATHFIELD SOUTH PUBLIC SCHOOL - UPGRADE STAGE 2	Strathfield	1995	1997	1,511		194
SYDNEY GIRLS' HIGH SCHOOL - NEW BUILDINGS/UPGRADE	Moore Park	1995	1997	1,697		69

PROJECT DESCRIPTION	LOCATION	START	COMPLETE	ESTIMATED TOTAL COST \$000	EXPENDITURE TO 30-06-94 \$000	ALLOCATION IN 1994-95 \$000
DEPARTMENT OF SCHOOL EDUCATION (cont)						
NEW WORKS (cont)						
TACKING POINT PUBLIC SCHOOL - NEW SCHOOL STAGE 1	Port Macquarie	1995	1996	3,118		493
TATHRA PUBLIC SCHOOL - NEW BUILDINGS/EXTENSIONS	Tathra	1995	1997	2,403		185
TEMORA HIGH SCHOOL - NEW BUILDINGS/CONVERSIONS	Temora	1995	1997	1,888		80
THURGOONA PUBLIC SCHOOL - NEW BUILDINGS/REFURBISHMENT	Thurgoona	1995	1996	1,415		80
VILLAWOOD EAST PUBLIC SCHOOL - REPLACEMENT BUILDINGS	Villawood	1995	1997	1,960		178
VINCENT ROAD PUBLIC SCHOOL - NEW SCHOOL STAGE 1	Cranebrook	1995	1996	2,574		264
WAGGA WAGGA TECHNOLOGY HIGH SCHOOL - UPGRADE STAGE 2	Wagga Wagga	1995	1997	1,774		130
WESTFIELDS SPORTS HIGH SCHOOL - NEW SPECIALIST FACILITIES	Fairfield	1995	1996	1,697		69
WOLLONGBAR PUBLIC SCHOOL - NEW SCHOOL STAGE 2	Wollongbar	1994	1996	968		863
						13,958
WORK-IN-PROGRESS						
ALBION PARK PUBLIC SCHOOL - UPGRADE, AND ALBION PARK SOUTH PUBLIC SCHOOL - NEW SCHOOL	Albion Park	1993	1995	5,171	2,559	2,532
ALSTONVILLE HIGH SCHOOL - STAGE 2 REDEVELOPMENT	Alstonville	1994	1995	859	470	353
BALGOWLAH HEIGHTS PUBLIC SCHOOL - LIBRARY UPGRADE	Balgowlah	1994	1995	593	570	23
BANKSTOWN GIRLS' HIGH SCHOOL - UPGRADE	Bankstown	1994	1995	2,970	592	2,378
BARNSELY PUBLIC SCHOOL - REPLACEMENT SCHOOL	Barnsley	1994	1995	2,993	910	2,083
BARRENJOEY HIGH SCHOOL - NEW GYMNASIUM	Avalon	1994	1995	922	81	807
BERINBA PUBLIC SCHOOL/HENRY LAWSON HIGH SCHOOL - UPGRADE CLASSROOMS	Grenfell/ Yass	1994	1996	2,450	200	2,149
BIRCHGROVE PUBLIC SCHOOL - UPGRADE	Birchgrove	1991	1994	2,190	2,049	141
BLIGH PARK PUBLIC SCHOOL NO 2 - NEW SCHOOL STAGE 1	Bligh Park	1994	1996	1,934	94	1,754
BROULEE PUBLIC SCHOOL - NEW SCHOOL STAGE 1	Broulee	1994	1995	2,028	296	1,694
CAMPBELLTOWN HIGH SCHOOL - CONSOLIDATION	Campbelltown	1994	1996	3,773	113	1,395
CASTLE HILL PUBLIC SCHOOL - REPLACEMENT SCHOOL	Castle Hill	1994	1996	4,634	200	1,437
CECIL HILLS HIGH SCHOOL - NEW SCHOOL STAGE 1	Cecil Park	1994	1996	6,641	164	3,201
CENTAUR PUBLIC SCHOOL - NEW SCHOOL	Banora Point	1993	1995	3,324	2,479	731
CLUNES PUBLIC SCHOOL - REPLACEMENT SCHOOL	Clunes	1994	1996	2,313	100	2,107
COMLEROY ROAD PUBLIC SCHOOL - NEW SCHOOL	Kurrajong	1993	1995	2,383	2,018	365

PROJECT DESCRIPTION	LOCATION	START	COMPLETE	ESTIMATED TOTAL COST \$000	EXPENDITURE TO 30-06-94 \$000	ALLOCATION IN 1994-95 \$000
DEPARTMENT OF SCHOOL EDUCATION (cont)						
WORK-IN-PROGRESS (cont)						
COMO WEST PUBLIC SCHOOL - REPLACEMENT SCHOOL	Como	1994	1995	1,379	1	1,264
DUBBO PUBLIC SCHOOL NUMBER 6 - NEW SCHOOL STAGE 1	Dubbo	1994	1996	4,815	209	2,162
EAST HILLS GIRLS' HIGH SCHOOL - ROOF REPLACEMENT	Panania	1994	1995	891	1	890
EASTWOOD PUBLIC SCHOOL - UPGRADE	Eastwood	1994	1996	1,926	100	1,125
EDEN HIGH SCHOOL - UPGRADE	Eden	1994	1995	2,136	821	1,277
EPPING BOYS' HIGH SCHOOL - UPGRADE	Epping	1994	1996	3,574	268	2,761
FAIRFIELD PUBLIC SCHOOL - REPLACEMENT SCHOOL STAGE 1	Fairfield	1994	1996	3,236	252	1,536
FARRER AGRICULTURAL HIGH SCHOOL/YANCO AGRICULTURAL HIGH SCHOOL - UPGRADE PROGRAM	Tamworth/ Yanco	1993	1996	5,162	722	518
GERRINGONG PUBLIC SCHOOL - NEW SCHOOL	Gerrigong	1993	1994	2,985	2,977	8
GLENDENNING PUBLIC SCHOOL - NEW SCHOOL	Glendenning	1993	1995	3,237	2,469	768
GLENWOOD PARK PUBLIC SCHOOL - NEW SCHOOL STAGE 1	Parklea	1994	1996	2,574	150	2,180
HANNANS ROAD PUBLIC SCHOOL - NEW HALL/CANTEEN	Riverwood	1994	1994	668	363	305
HINCHINBROOK PUBLIC SCHOOL - NEW SCHOOL STAGE 1	Hinchinbrook	1994	1996	2,452	120	2,225
HURLSTONE AGRICULTURAL HIGH SCHOOL - RATIONALISATION	Glenfield	1992	1994	1,204	1,132	72
ILLAWARRA SENIOR COLLEGE - UPGRADE/CONVERSIONS	Wollongong	1993	1994	2,084	1,999	85
INGLEBURN PUBLIC SCHOOL - UPGRADE	Ingleburn	1994	1995	1,471	355	1,116
KURNELL PUBLIC SCHOOL - UPGRADE	Kurnell	1994	1995	1,462	1,088	374
KURRAMBEE SCHOOL - UPGRADE	St Marys	1994	1996	2,000	60	1,024
LEURA AND NEUTRAL BAY PUBLIC SCHOOLS - NEW HALLS	Leura/ Neutral Bay	1993	1995	1,244	1,201	32
LIVERPOOL PUBLIC SCHOOL - CLASSROOM BLOCK	Liverpool	1992	1994	737	664	73
MACKELLAR GIRLS' HIGH SCHOOL - NEW HALL	Manly Vale	1994	1995	1,372	378	994
MACLEAN HIGH SCHOOL - STAGE 2 REDEVELOPMENT	Maclean	1994	1996	1,800	110	1,585
MACLEAN HIGH SCHOOL - UPGRADE AND NEW LIBRARY	Maclean	1992	1994	3,637	3,604	33
MANILLA CENTRAL SCHOOL - CONSOLIDATION	Manilla	1992	1994	2,922	2,866	56
METROPOLITAN SOUTH WEST - PRIMARY SCHOOL UPGRADES	Various	1994	1995	2,257	1,572	685
MOLONG CENTRAL SCHOOL - UPGRADE STAGE 1	Molong	1993	1995	3,687	3,166	521
MORUYA HIGH SCHOOL - NEW MULTI PURPOSE CENTRE	Moruya	1994	1995	1,081	636	445

PROJECT DESCRIPTION	LOCATION	START	COMPLETE	ESTIMATED TOTAL COST \$000	EXPENDITURE TO 30-06-94 \$000	ALLOCATION IN 1994-95 \$000
DEPARTMENT OF SCHOOL EDUCATION (cont)						
WORK-IN-PROGRESS (cont)						
MUSWELLBROOK HIGH SCHOOL - INDUSTRIAL ARTS UPGRADE	Muswellbrook	1992	1994	2,439	2,418	21
NARARA VALLEY HIGH SCHOOL - NEW SCHOOL	Gosford	1993	1995	8,240	4,391	3,849
NEMINGHA PUBLIC SCHOOL - REPLACEMENT SCHOOL	Nemingha	1994	1995	2,424	681	1,676
NIMBIN CENTRAL SCHOOL - REPLACEMENT SCHOOL STAGE 1	Nimbin	1994	1996	2,940	130	2,546
NORTH COAST REGION KIT CLASSROOMS	Various	1994	1995	2,503	2,035	436
NYNGAN HIGH SCHOOL - STAGE 2 REDEVELOPMENT	Nyngan	1993	1994	1,493	1,450	43
OAKVILLE PUBLIC SCHOOL - UPGRADE	Oakville	1994	1996	2,387	310	1,918
PENSHURST GIRLS' HIGH SCHOOL - UPGRADE	Penshurst	1993	1996	1,791	1,291	480
PORTLAND CENTRAL SCHOOL - UPGRADE	Portland	1994	1995	2,611	1,553	1,058
POTTSVILLE PUBLIC SCHOOL - NEW SCHOOL STAGE 1	Pottsville Beach	1994	1996	2,160	90	606
PRESTONS PUBLIC SCHOOL - UPGRADE	Prestons	1994	1995	1,684	367	1,073
QUAKERS HILL HIGH SCHOOL - NEW SCHOOL STAGE 2	Quakers Hill	1994	1995	3,634	1,604	2,030
SINGLETON HIGH SCHOOL - UPGRADE	Singleton	1994	1995	2,508	739	1,728
SOUTHERN CROSS HIGH SCHOOL - NEW SCHOOL	Ballina	1993	1995	9,555	3,511	5,783
ST HELENS PARK PUBLIC SCHOOL - STAGE 2 REDEVELOPMENT	St Helens Park	1993	1995	820	780	40
STATEWIDE KIT CLASSROOMS TO REPLACE DEMOUNTABLES STAGE 3	Various	1993	1995	2,586	2,082	499
STATEWIDE UPGRADING/REFURBISHMENT PROGRAM	Various	1993	1994	1,951	1,871	80
STRATHFIELD SOUTH PUBLIC SCHOOL - UPGRADE STAGE 1	Strathfield	1994	1995	1,361	80	1,222
TANILBA BAY PUBLIC SCHOOL - ADDITIONS	Tanilba Bay	1994	1995	1,052	817	235
TELARAH PUBLIC SCHOOL - NEW HALL	Telarah	1994	1995	699	693	6
TUMBI UMBI HIGH SCHOOL - NEW SCHOOL STAGE 1	Tumbl Umbi	1994	1997	6,275	20	2,760
WAGGA WAGGA TECHNOLOGY HIGH SCHOOL - UPGRADE STAGE 1	Wagga Wagga	1994	1996	3,346	210	1,654
WALLERAWANG PUBLIC SCHOOL - REPLACEMENT SCHOOL	Wallerawang	1994	1995	3,324	997	2,147
WILBERFORCE PUBLIC SCHOOL - REPLACEMENT SCHOOL	Wilberforce	1993	1995	2,411	1,921	490

PROJECT DESCRIPTION	LOCATION	START	COMPLETE	ESTIMATED TOTAL COST \$000	EXPENDITURE TO 30-06-94 \$000	ALLOCATION IN 1994-95 \$000
DEPARTMENT OF SCHOOL EDUCATION (cont)						
WORK-IN-PROGRESS (cont)						
WOLLONGBAR PUBLIC SCHOOL - REPLACEMENT SCHOOL STAGE 1	Wollongbar	1994	1995	2,092	588	1,401
WOLLUMBIN HIGH SCHOOL - NEW SCHOOL	Murwillumbah	1993	1995	8,995	5,419	3,275
FINANCIAL AND HUMAN RESOURCES MANAGEMENT SYSTEMS	Various	1992	1997	7,974	3,620	2,932
SCHOOLS ADMINISTRATION SYSTEMS	Various	1989	1995	36,223	32,223	4,000
						91,252
TOTAL, MAJOR WORKS						105,210
MINOR MISCELLANEOUS WORKS						93,206
TOTAL, DEPARTMENT OF SCHOOL EDUCATION						198,416

TAFE COMMISSION

PROGRAM OVERVIEW

The program provides for the construction, extension and upgrading of TAFE NSW college buildings, further upgrading and replacement of computer systems, the acquisition of sites for technical and further education facilities and the purchase and upgrading of items of plant and equipment.

MAJOR WORKS

NEW WORKS

CENTRAL COAST TAFE - CARPENTRY AND JOINERY AND HAIRDRESSING	Wyong and Gosford	1995	1997	3,087		151
CHILD CARE FACILITIES	Wollongong	1994	1996	593		593
CONSTRUCTION OF MOBILE LEARNING FACILITIES FOR CATERING AND HOSPITALITY COURSES	Various	1994	1996	594		594
EQUINE CENTRE - RURAL STUDIES WORKSHOP, ADMINISTRATION AND GENERAL TEACHING SPACE	Scone	1994	1996	3,283		2,319
NEW BUILDING CONSISTING OF LIBRARY, ACCESS CENTRE, PLUS EXTENSION TO SPRAY PAINTING AND PANEL BEATING	Glendale	1994	1997	6,776		3,814
NEW BUILDING FOR PANEL BEATING AND VEHICLE PAINTING	Sydney	1995	1997	10,444		991
NEW FACILITIES FOR ARTS AND MEDIA, BUILDING AND CONSTRUCTION, TOURISM AND HOSPITALITY	Werrington	1994	1997	8,730		3,929
NEW FACILITIES FOR SMALL BUSINESS STUDIES, COMMUNITY SERVICES, TOURISM AND HAIRDRESSING	Port Macquarie	1994	1996	6,126		4,027

PROJECT DESCRIPTION	LOCATION	START	COMPLETE	ESTIMATED TOTAL COST \$000	EXPENDITURE TO 30-06-94 \$000	ALLOCATION IN 1994-95 \$000
TAFE COMMISSION (cont)						
NEW WORKS (cont)						
NEW FACILITIES FOR THE TRAINING DIVISION AND HAIRDRESSING COURSES	Granville	1995	1997	3,087		151
NEW WORKSHOPS FOR PLASTERING TRADES, SAW DOCTORING, POLYMERS AND FLOOR COVERING	Lidcombe	1994	1996	5,994		2,133
PREMISES FOR VEHICLE TRADE, CHILD CARE, FASHION, HAIRDRESSING, AND COMPUTING	Wollongbar	1994	1996	5,700		4,273
PURCHASE OF FORMER HMAS NIRIMBA BUILDINGS FOR NEW TAFE COLLEGE IN JOINT VENTURE WITH DEPARTMENT OF SCHOOL EDUCATION AND UNIVERSITY OF WESTERN SYDNEY	Quakers Hill	1994	1997	5,628		1,817
UPGRADINGS - GROUP 14	Various	1994	1998	12,277		3,671
RURAL SKILLS CENTRE	Kurri Kurri	1995	1996	510		510
SALE OF BUILDING R, PURCHASE AND REFURBISH OLD MUSEUM OF APPLIED ARTS AND SCIENCE	Sydney	1994	1997	4,200		2,100
COMPUTERS - LOCAL AREA NETWORK SERVERS	Various	1994	1997	4,368		1,064
COMPUTERS - REPLACEMENT OF OUTDATED PERSONAL COMPUTERS	Various	1994	1997	6,979		876
COMPUTERS - UPGRADE OF CENTRAL SITE AND INSTITUTE MAINFRAME HARDWARE	Various	1994	1998	4,673		1,526
						34,539
WORK-IN-PROGRESS						
RICHMOND STAGE 2 - ACCOMMODATION FOR BUSINESS STUDIES, COMPUTING FACILITIES AND GENERAL PURPOSE CLASSROOMS	Richmond	1994	1996	2,914	1	2,356
ALBURY STAGE 4 - SMALL BUSINESS ACCESS CENTRE, UPGRADE TRADE FACILITIES	Albury	1993	1995	3,071	1,408	1,663
ART & DESIGN CENTRE	Newcastle	1994	1996	4,501	1	4,500
BLUE MOUNTAINS STAGE 1 - TOURISM, HOSPITALITY, COMPUTER AND LECTURE ROOMS, SCIENCE LABS	Wentworth Falls	1994	1996	9,890	72	6,551
CAMPBELLTOWN STAGE 6 - NEW BUILDING FOR RESOURCES, BASIC EDUCATION & GENERAL PURPOSE CLASSROOMS	Campbelltown	1993	1995	4,367	2,580	1,787
COFFS HARBOUR STAGE 1 - FACILITIES FOR ADMINISTRATION, TOURISM AND HOSPITALITY, LIBRARY, COMPUTING AND SCIENCE LABORATORIES	Coffs Harbour	1993	1996	7,212	4,362	2,850
KINGSCLIFF STAGE 1 - ADMINISTRATION, ARTS, LIBRARY AND HOSPITALITY FACILITIES	Kingscliff	1993	1995	6,797	6,407	390

PROJECT DESCRIPTION	LOCATION	START	COMPLETE	ESTIMATED TOTAL COST \$000	EXPENDITURE TO 30-06-94 \$000	ALLOCATION IN 1994-95 \$000
TAFE COMMISSION (cont)						
WORK-IN-PROGRESS (cont)						
LOFTUS STAGE 2-TOURISM, HOSPITALITY AND FOOD FACILITIES	Loftus	1993	1995	3,842	3,100	742
MAJOR COMPLETED WORKS	Various	1993	1995	76,115	75,615	500
OURIMBAH STAGE 1 - ADMINISTRATION, LIBRARY, COMPUTING, AND TOURISM AND HOSPITALITY	Ourimbah	1993	1996	11,100	4,954	5,837
PURPOSE DESIGNED OPEN LEARNING COLLEGE	Strathfield	1993	1996	13,509	2,138	10,612
UPGRADINGS - GROUP 12	Various	1993	1996	6,165	1,915	4,250
REFURBISHMENT OF NORTH SYDNEY GIRLS HIGH SCHOOL TO ACCOMMODATE NEW TECHNICAL COLLEGE	North Sydney	1994	1995	1,000	757	243
REFURBISHMENT OF THE FORMER SRA TRAINING COLLEGE TO PROVIDE TRAINING FOR APPRENTICES	Chullora	1994	1995	3,000	1,558	1,442
RURAL SKILLS CENTRE	Dubbo	1994	1995	862	1	861
						<hr/> 44,584 <hr/>
TOTAL, MAJOR WORKS						<hr/> 79,123 <hr/>
MINOR MISCELLANEOUS WORKS						<hr/> 56,821 <hr/>
TOTAL, TAFE COMMISSION						<hr/> 135,944 <hr/>

PROJECT DESCRIPTION	LOCATION	START	COMPLETE	ESTIMATED TOTAL COST \$000	EXPENDITURE TO 30-06-94 \$000	ALLOCATION IN 1994-95 \$000
---------------------	----------	-------	----------	----------------------------------	-------------------------------------	-----------------------------------

MINISTER FOR ENERGY AND MINISTER FOR LOCAL GOVERNMENT AND CO-OPERATIVES

OFFICE OF ENERGY

PROGRAM OVERVIEW

The program provides for the extension of the electricity grid to the State's far west.

MAJOR WORKS

WORK-IN-PROGRESS

ELECTRIFICATION OF CENTRAL DARLING SHIRE AND ENVIRONS	Broken Hill	1989	1995	32,200	22,316	9,884
--	-------------	------	------	--------	--------	-------

TOTAL, OFFICE OF ENERGY						9,884
--------------------------------	--	--	--	--	--	--------------

DEPARTMENT OF LOCAL GOVERNMENT AND CO-OPERATIVES

PROGRAM OVERVIEW

The program provides for the upgrading of the Department's computer network to address increased workload.

MINOR MISCELLANEOUS WORKS	131
----------------------------------	------------

TOTAL, DEPARTMENT OF LOCAL GOVERNMENT AND CO-OPERATIVES	131
--	------------

PROJECT DESCRIPTION	LOCATION	START	COMPLETE	ESTIMATED TOTAL COST \$000	EXPENDITURE TO 30-06-94 \$000	ALLOCATION IN 1994-95 \$000
---------------------	----------	-------	----------	----------------------------------	-------------------------------------	-----------------------------------

MINISTER FOR THE ENVIRONMENT ENVIRONMENT PROTECTION AUTHORITY

PROGRAM OVERVIEW

The program provides for refurbishment of the Chemical Laboratory, various computer works and acquisition of specialised analytical and air quality monitoring equipment to promote pollution prevention and waste minimisation.

MAJOR WORKS

WORK-IN-PROGRESS

CHEMICAL LABORATORY REFURBISHMENT	Udcombe	1992	1996	6,916	716	2,653
LABORATORY COMPUTERISATION	Udcombe	1993	1996	501	100	200

2,853

MINOR MISCELLANEOUS WORKS

2,918

TOTAL, ENVIRONMENT PROTECTION AUTHORITY

5,771

NATIONAL PARKS AND WILDLIFE SERVICE

PROGRAM OVERVIEW

The program provides for the conservation, protection and management of the State's natural and cultural heritage, including visitor facilities, roads and walking tracks. The program also provides for land acquisitions, replacement of vehicles and plant and equipment.

MAJOR WORKS

NEW WORKS

ESTABLISHMENT JERVIS BAY NATIONAL PARK	Huskisson	1994	1999	10,750		1,450
FIRE MANAGEMENT PROGRAM	Various	1994	1998	5,800		2,800
LAND ACQUISITION - OPEN SPACES	Various	1994	1999	20,000		4,000
OFFICE ACCOMMODATION AND IMPROVEMENTS	Various	1994	1996	2,500		1,000
PEST SPECIES MANAGEMENT	Various	1994	1998	2,992		1,486
SOUTH EAST FOREST NATIONAL PARKS	Bega	1994	1997	1,663		471

11,207

PROJECT DESCRIPTION	LOCATION	START	COMPLETE	ESTIMATED TOTAL COST \$000	EXPENDITURE TO 30-06-94 \$000	ALLOCATION IN 1994-95 \$000
NATIONAL PARKS AND WILDLIFE SERVICE (cont)						
WORK-IN-PROGRESS						
FITZROY FALLS DEVELOPMENT (EXTENSION)	Bowral	1991	1996	2,427	1,774	588
NARRABEEN NATIONAL PARK ESTABLISHMENT	Narrabeen	1991	1996	681	546	121
RADIO SYSTEM - CENTRAL REGION	Various	1984	1996	3,769	2,776	894
ROAD MAINTENANCE AND RECONSTRUCTION - KOSCIUSKO NATIONAL PARK	Cooma	1987	1998	37,137	19,794	4,668
COMPUTERS	Various	1991	1996	7,341	4,520	2,689
						8,960
TOTAL, MAJOR WORKS						20,167
MINOR MISCELLANEOUS WORKS						11,474
TOTAL, NATIONAL PARKS AND WILDLIFE SERVICE						31,641

ROYAL BOTANIC GARDENS AND DOMAIN TRUST

PROGRAM OVERVIEW

The program provides for maintenance and development of the Royal Botanic Gardens, the Domain, Mount Tomah Gardens and Mount Annan Gardens.

MAJOR WORKS

WORK-IN-PROGRESS

REROOFING BROWN BUILDING	Sydney	1992	1997	3,132	195	1,279
						1,279
MINOR MISCELLANEOUS WORKS						1,037
TOTAL, ROYAL BOTANIC GARDENS AND DOMAIN TRUST						2,316

PROJECT DESCRIPTION	LOCATION	START	COMPLETE	ESTIMATED TOTAL COST \$000	EXPENDITURE TO 30-06-94 \$000	ALLOCATION IN 1994-95 \$000
---------------------	----------	-------	----------	----------------------------------	-------------------------------------	-----------------------------------

URBAN PARKS AGENCY

PROGRAM OVERVIEW

The program provides for the maintenance and development of an integrated system of major urban regional parks to meet the community's leisure and recreation needs. Parks controlled by the Agency include the historical and significant parklands known as Centennial Park, Moore Park, Queens Park and Bicentennial Park.

MAJOR WORKS

NEW WORKS

IRRIGATION OF PLAYING FIELDS	Centennial Park	1994	1995	636		150
------------------------------	-----------------	------	------	-----	--	-----

 150

WORK-IN-PROGRESS

CONSTRUCTION OF ADMINISTRATION BUILDING	Centennial Park	1993	1995	802	154	648
---	-----------------	------	------	-----	-----	-----

 648

TOTAL, MAJOR WORKS

 798

MINOR MISCELLANEOUS WORKS

 4,301

TOTAL, URBAN PARKS AGENCY

 5,099

PROJECT DESCRIPTION	LOCATION	START	COMPLETE	ESTIMATED TOTAL COST \$000	EXPENDITURE TO 30-06-94 \$000	ALLOCATION IN 1994-95 \$000
---------------------	----------	-------	----------	----------------------------------	-------------------------------------	-----------------------------------

MINISTER FOR HEALTH

DEPARTMENT OF HEALTH

PROGRAM OVERVIEW

The program provides for the construction of new hospitals, ambulance stations, community health centres and dental clinics, as well as upgrading of existing health facilities and the development of hospital information systems.

MAJOR WORKS

NEW WORKS

BALLINA REDEVELOPMENT	Ballina	1994	1997	3,750		700
BOWRAL HOSPITAL REDEVELOPMENT	Bowral	1994	1995	2,160		2,160
GRAFTON HOSPITAL REDEVELOPMENT	Grafton	1994	1996	1,970		500
HIGH TECHNOLOGY MEDICAL IMAGING AND THERAPY EQUIPMENT.	Various	1994	1999	60,000		2,000
ILLAWARRA REDEVELOPMENT STRATEGY	Wollongong/ Nowra	1994	1997	52,810		1,500
MURWILLUMBAH ASSESSMENT AND REHABILITATION	Murwillumbah	1994	1996	2,800		400
PRINCE OF WALES HOSPITAL CARPARK ACCELERATION	Randwick	1994	1995	6,650		6,650
ST GEORGE HOSPITAL RADIOTHERAPY	Kogarah	1994	1995	1,466		1,466
TWEED HEADS REDEVELOPMENT STAGE 2	Tweed Heads	1994	1997	4,860		900
WALGETT HOSPITAL REDEVELOPMENT	Walgett	1994	1996	8,050		2,000
WENTWORTH AREA COMMUNITY HEALTH CENTRES	Various	1994	1997	8,000		500
WESTLAKES COMMUNITY HEALTH CENTRE	Toronto	1994	1996	2,200		600

19,376

WORK-IN-PROGRESS

ALBURY HOSPITAL - REDEVELOPMENT	Albury	1992	1995	47,144	37,267	8,877
AUBURN HOSPITAL THEATRE UPGRADE	Auburn	1994	1995	4,780	569	3,500
BALMAIN HOSPITAL REDEVELOPMENT	Balmain	1993	1995	5,400	1,721	3,679
BANKSTOWN/LIDCOMBE REDEVELOPMENT	Bankstown	1994	1997	76,808	2,508	20,000
BATEMANS BAY/MORUYA HOSPITALS - REDEVELOPMENT	Batemans Bay/ Moruya	1993	1995	8,153	7,046	1,107
BRAESIDE/FAIRFIELD - NEW REHABILITATION AND PALLIATIVE CARE CENTRE	Fairfield	1994	1996	8,200	500	7,000
BYRON BAY HOSPITAL REDEVELOPMENT	Byron Bay	1994	1996	2,950	700	1,700
COMMUNITY HEALTH CENTRE	Narellan	1993	1996	2,785	824	1,801
CONCORD REFURBISHMENT	Concord	1994	1995	8,500	4,166	3,634
EASTERN SYDNEY HIV/AIDS RELOCATION	Randwick	1994	1996	5,170	250	3,000

PROJECT DESCRIPTION	LOCATION	START	COMPLETE	ESTIMATED TOTAL COST \$000	EXPENDITURE TO 30-06-94 \$000	ALLOCATION IN 1994-95 \$000
DEPARTMENT OF HEALTH (cont)						
WORK-IN-PROGRESS (cont)						
FORENSIC MEDICINE REFURBISHMENT	Glebe	1993	1996	2,182	292	1,200
GOSFORD HOSPITAL - COMPLETING MINOR WORKS	Gosford	1989	1994	45,551	45,252	299
HORNSBY HOSPITAL ANGIOGRAPHY SUITE	Hornsby	1994	1995	900	657	243
INNER WEST HOSPITAL - NEW HOSPITAL	Croydon	1994	1997	69,597	1,241	11,000
KING GEORGE V HOSPITAL - UPGRADE OF WARD ACCOMMODATION	Camperdown	1992	1995	3,783	2,904	879
KIRKBRIDE BUILDING RELOCATIONS AT ROZELLE HOSPITAL	Leichhardt	1993	1995	2,500	570	1,930
LISMORE HOSPITAL - REDEVELOPMENT	Lismore	1986	1995	40,410	40,049	361
LIVERPOOL HOSPITAL - REDEVELOPMENT	Liverpool	1992	1997	183,300	69,090	49,200
MAITLAND HOSPITAL REDEVELOPMENT STAGE 1	Maitland	1993	1997	27,657	3,081	13,100
MEDICAL RESONANCE IMAGING INSTALLATIONS	Various	1993	1995	8,587	8,095	492
MENTAL HEALTH PLAN	Various	1989	1998	176,485	94,687	15,500
NEPEAN HOSPITAL - DEVELOPMENT	Penrith	1990	1996	87,972	61,918	17,000
NEWCASTLE MATER HOSPITAL BUILDING 3 REFURBISHMENT	Waratah	1994	1995	3,404	1,792	1,612
NOWRA COMMUNITY HEALTH CENTRE	Nowra	1994	1996	1,560	11	320
ORANGE BASE HOSPITAL THEATRES REDEVELOPMENT	Orange	1994	1995	2,289	235	1,700
PRINCE OF WALES REFURBISHMENT AND PRINCE HENRY HOSPITAL ACUTE SERVICES TRANSFER	Randwick	1994	1997	32,395	2,851	18,000
PRINCE HENRY AND ROYAL SOUTH SYDNEY HOSPITAL REFURBISHMENT	Randwick	1994	1997	5,000	167	800
PRINCE OF WALES CHILDREN'S HOSPITAL REDEVELOPMENT	Randwick	1993	1996	37,620	925	17,850
RELOCATION OF THE PARRAMATTA BLOOD BANK	Parramatta	1994	1995	7,320	2,241	5,079
RELOCATION OF THE ROYAL ALEXANDRA HOSPITAL FOR CHILDREN AND CHILDREN'S MEDICAL RESEARCH FOUNDATION	Westmead	1989	1996	314,456	231,543	49,000
ROYAL NORTH SHORE HOSPITAL ANGIOGRAPHY SUITE	St Leonards	1994	1995	1,229	988	241
ROYAL PRINCE ALFRED EMERGENCY, GERIATRIC AND REHABILITATION CENTRE REDEVELOPMENT	Camperdown	1993	1995	5,200	295	3,405
ST GEORGE HOSPITAL - STAGE IV REDEVELOPMENT	Kogarah	1990	1996	154,982	136,099	10,000
SUTHERLAND HOSPITAL UPGRADE	Sutherland	1994	1997	6,023	346	1,072
SYDNEY/SYDNEY EYE HOSPITAL - REDEVELOPMENT	Sydney	1993	1997	30,891	6,158	12,858
WESTMEAD CARPARK AND CLINIC	Westmead	1994	1996	11,700	350	9,000

PROJECT DESCRIPTION	LOCATION	START	COMPLETE	ESTIMATED TOTAL COST \$000	EXPENDITURE TO 30-06-94 \$000	ALLOCATION IN 1984-95 \$000
DEPARTMENT OF HEALTH (cont)						
WORK-IN-PROGRESS (cont)						
WOMEN'S HOSPITAL - NEW HOSPITAL	Randwick	1993	1997	41,800	619	6,400
INFORMATION TECHNOLOGY STRATEGY	Various	1990	1999	216,000	92,538	42,400
						<hr/> 345,239
TOTAL, MAJOR WORKS						<hr/> 364,615
MINOR MISCELLANEOUS WORKS						<hr/> 95,855
TOTAL, DEPARTMENT OF HEALTH						<hr/> 460,470

PROJECT DESCRIPTION	LOCATION	START	COMPLETE	ESTIMATED TOTAL COST \$000	EXPENDITURE TO 30-06-94 \$000	ALLOCATION IN 1994-95 \$000
---------------------	----------	-------	----------	----------------------------------	-------------------------------------	-----------------------------------

**MINISTER FOR INDUSTRIAL RELATIONS AND EMPLOYMENT,
AND MINISTER FOR THE STATUS OF WOMEN**

**DEPARTMENT OF INDUSTRIAL RELATIONS, EMPLOYMENT, TRAINING
AND FURTHER EDUCATION**

PROGRAM OVERVIEW

The program provides for Head Office and regional fitouts, the acquisition of computers and the replacement and upgrade of plant and equipment.

MAJOR WORKS

NEW WORKS

HEAD OFFICE RELOCATION AND RESTORATION	Sydney	1994	1995	3,008		3,008
						3,008

WORK-IN-PROGRESS

CORPORATE NETWORK STAGE V	Sydney	1993	1997	2,321	1,015	400
IMPLEMENTATION OF THE INDUSTRIAL RELATIONS ACT	Sydney	1992	1995	508	273	235
INDUSTRIAL RELATIONS INFORMATION SYSTEM	Sydney	1989	1996	860	580	203
						838

TOTAL, MAJOR WORKS

3,846

MINOR MISCELLANEOUS WORKS

1,159

**TOTAL, DEPARTMENT OF INDUSTRIAL RELATIONS, EMPLOYMENT,
TRAINING AND FURTHER EDUCATION**

5,005

MINISTRY FOR THE STATUS AND ADVANCEMENT OF WOMEN

PROGRAM OVERVIEW

The program provides for the acquisition of minor equipment items.

MINOR MISCELLANEOUS WORKS

45

TOTAL, MINISTRY FOR THE STATUS AND ADVANCEMENT OF WOMEN

45

PROJECT DESCRIPTION	LOCATION	START	COMPLETE	ESTIMATED TOTAL COST \$000	EXPENDITURE TO 30-06-94 \$000	ALLOCATION IN 1994-95 \$000
DEPARTMENT OF WATER RESOURCES (cont)						
WORK-IN-PROGRESS						
AUTOMATION OF WEIRS AND REGULATORS	Various	1989	1997	1,320	1,025	120
BERRIQUIN LAND AND WATER MANAGEMENT PLAN	Finley	1993	1997	868	365	338
BLUE-GREEN ALGAE MINIMISATION - ALGAL WATCH KIT	Various	1993	2000	600	1	150
BLUE-GREEN ALGAE MINIMISATION-UNREGULATED FLOW MANAGEMENT	Various	1993	1996	825	405	310
COLEAMBALLY LAND AND WATER MANAGEMENT PLAN	Coleambally	1992	1998	6,010	444	198
CONSTRUCTION OF STOCK AND DOMESTIC BORES TO PROVIDE AN ALTERNATIVE WATER SUPPLY TO LANDHOLDERS	Various	1993	1998	3,057	57	750
COOMEALLA REHABILITATION	Dareton	1991	1999	30,923	8,102	7,339
DENIBOOTA DRAINAGE AND CADELL LAND AND WATER MANAGEMENT PLAN	Denillquin	1991	2000	10,906	1,236	500
DENMEIN DRAINAGE AND LAND AND WATER MANAGEMENT PLAN	Denillquin	1993	2000	6,728	355	288
FARM ASSESSMENT PROJECT MONITORING COTTON AREAS	Various	1992	1997	795	403	171
FLOOD SECURITY WORKS - CHAFFEY DAM	Tamworth	1989	1994	1,378	1,328	50
FLOOD SECURITY WORKS-BURRINJUCK DAM	Burrinjuck	1987	1998	74,630	69,438	4,000
FLOOD SECURITY-INVESTIGATIONS AT VARIOUS DAMS	Various	1988	1998	3,408	2,797	160
JEMALONG AND WYLDES PLAINS LAND AND WATER MANAGEMENT PLAN	Forbes	1992	1998	7,012	1,159	670
MURRAY VALLEY SALINITY CONTROL - BERRIQUIN DRAINAGE	Finley	1979	2010	106,419	43,292	2,500
MURRAY VALLEY SALINITY CONTROL - RESEARCH AND MONITORING	Wakool	1979	2005	17,192	4,292	1,876
MURRAY VALLEY SALINITY CONTROL - WAKOOL/TULLAKOOL	Wakool	1978	2001	41,175	31,236	400
MURRUMBIDGEE IRRIGATION AREA - LAND AND WATER MANAGEMENT PLAN	Griffith	1992	2000	14,971	1,330	860
NUTRIENT CONTROL WORKS TO MINIMISE BLUE-GREEN ALGAE	Various	1993	2001	24,196	3,871	4,900
PINDARI DAM ENLARGEMENT	Ashford	1990	1999	70,791	52,369	9,480
REHABILITATION OF ARTESIAN BORES	Various	1991	2000	32,658	2,044	1,415
RESTORATION OF TOWN LEVEES	Various	1993	2050	42,718	3,388	3,120
RIVER MANAGEMENT PROGRAM	Various	1992	1998	10,529	1,829	3,000
STATE FISHWAYS PROGRAM - PHASE 1	Various	1993	1999	8,574	194	280

PROJECT DESCRIPTION	LOCATION	START	COMPLETE	ESTIMATED TOTAL COST \$000	EXPENDITURE TO 30-06-94 \$000	ALLOCATION IN 1994-95 \$000
DEPARTMENT OF WATER RESOURCES (cont)						
WORK-IN-PROGRESS						
STATE OF THE RIVERS AND ESTUARIES REPORTING - DEVELOPMENT OF REPORT MANAGEMENT SYSTEM	Various	1992	1998	1,069	479	140
SUSTAINABLE DEVELOPMENT-BENEREMBAH SURFACE DRAINAGE SCHEME	Griffith	1991	1997	12,179	6,011	2,030
WATER PLANNING FOR SPECIFIC VALLEYS	Various	1991	1998	12,309	2,109	3,300
INFORMATION TECHNOLOGY	Various	1993	1998	4,414	1,646	1,000
						<hr/> 49,345 <hr/>
TOTAL, MAJOR WORKS						<hr/> 52,248 <hr/>
MINOR MISCELLANEOUS WORKS						<hr/> 6,947 <hr/>
TOTAL, DEPARTMENT OF WATER RESOURCES						<hr/> 59,195 <hr/>

PROJECT DESCRIPTION	LOCATION	START	COMPLETE	ESTIMATED	EXPENDITURE	ALLOCATION
				TOTAL COST \$000	TO 30-06-94 \$000	IN 1994-95 \$000

MINISTER FOR MULTICULTURAL AND ETHNIC AFFAIRS
ETHNIC AFFAIRS COMMISSION

PROGRAM OVERVIEW

The program provides for the upgrading of buildings and the purchase of capital equipment to support community activities administered through or in association with community organisations. Funding is also provided for the upgrading of the Language Services Division Information Technology System and refurbishment of its work area. Each of these works is classified under the Minor Miscellaneous Works heading.

MINOR MISCELLANEOUS WORKS	1,794
TOTAL, ETHNIC AFFAIRS COMMISSION	<u>1,794</u>

PROJECT DESCRIPTION	LOCATION	START	COMPLETE	ESTIMATED TOTAL COST \$000	EXPENDITURE TO 30-06-94 \$000	ALLOCATION IN 1994-95 \$000
---------------------	----------	-------	----------	----------------------------------	-------------------------------------	-----------------------------------

MINISTER FOR PLANNING AND MINISTER FOR HOUSING

DEPARTMENT OF PLANNING

PROGRAM OVERVIEW

The program provides for the purchase of land identified under the Coastal Land Protection Scheme, the National Estate Program and Transit West in accordance with the Building Better Cities Agreement, as well as departmental computer, plant and equipment purchases.

The program also provides for a floodplain management study of the Hawkesbury - Nepean river system, and various computer requirements.

MAJOR WORKS

NEW WORKS

CLIENT SERVER COMPUTER FACILITIES	Sydney	1994	1996	938		375
-----------------------------------	--------	------	------	-----	--	-----

375

MINOR MISCELLANEOUS WORKS

5,931

TOTAL, DEPARTMENT OF PLANNING

6,306

Homebush Bay Development Corporation

PROGRAM OVERVIEW

The program provides for preparatory works for the staged construction of Olympic facilities, the completion of construction of sporting facilities and the continuation of a major urban renewal program under a staged redevelopment plan.

MAJOR WORKS

NEW WORKS

OLYMPIC FACILITIES - PRECONSTRUCTION PLANNING	Homebush Bay	1994	1995	11,600		11,600
---	--------------	------	------	--------	--	--------

11,600

WORK-IN-PROGRESS

SPORTING FACILITIES AND ASSOCIATED INFRASTRUCTURE	Homebush Bay	1991	1995	300,000 *	212,283	13,900
---	--------------	------	------	-----------	---------	--------

REDEVELOPMENT WORKS	Homebush Bay	1992	1999	548,210	31,261	38,017
---------------------	--------------	------	------	---------	--------	--------

51,917

TOTAL, MAJOR WORKS

63,517

TOTAL, Homebush Bay Development Corporation

63,517

* End Cost

PROJECT DESCRIPTION	LOCATION	START	COMPLETE	ESTIMATED TOTAL COST \$000	EXPENDITURE TO 30-06-94 \$000	ALLOCATION IN 1994-95 \$000
---------------------	----------	-------	----------	----------------------------------	-------------------------------------	-----------------------------------

MINISTER FOR POLICE AND MINISTER FOR EMERGENCY SERVICES

THE POLICE SERVICE OF NEW SOUTH WALES

PROGRAM OVERVIEW

The program provides for the acquisition (including sites), construction and renovation of police buildings as well as the purchase of equipment.

MAJOR WORKS

NEW WORKS

COMPUTERISED OPERATIONAL POLICING SYSTEM (C.O.P.S.) STAGE 2	Darlinghurst	1994	1998	12,333		2,134
						<hr/> 2,134

WORK-IN-PROGRESS

ALBURY POLICE STATION	Albury	1991	1995	8,272	7,624	648
BATEMANS BAY POLICE STATION	Batemans Bay	1993	1996	2,626	80	2,176
CELLULAR TELEPHONE INTERCEPTION	Various	1993	1995	1,112	199	913
GLADESVILLE POLICE STATION	Gladesville	1993	1996	2,009	139	1,514
GREEN VALLEY POLICE STATION	Liverpool	1993	1996	3,097	41	2,575
JOINT TECHNICAL SERVICES EQUIPMENT	Zetland	1991	1995	7,864	6,796	1,068
REFURBISHMENT OF MOUNTED POLICE AND BAND HEADQUARTERS	Redfern	1993	1995	2,730	98	2,632
ROSE BAY POLICE STATION	Rose Bay	1994	1995	2,590	1	2,589
TAMWORTH POLICE STATION	Tamworth	1992	1996	5,445	437	4,380
						<hr/> 18,495

TOTAL, MAJOR WORKS

20,629

MINOR MISCELLANEOUS WORKS

20,522

TOTAL, THE POLICE SERVICE OF NEW SOUTH WALES

41,151

NEW SOUTH WALES CRIME COMMISSION

PROGRAM OVERVIEW

The program provides for the acquisition of minor plant and equipment items.

MINOR MISCELLANEOUS WORKS

401

TOTAL, NEW SOUTH WALES CRIME COMMISSION

401

PROJECT DESCRIPTION	LOCATION	START	COMPLETE	ESTIMATED TOTAL COST \$000	EXPENDITURE TO 30-06-94 \$000	ALLOCATION IN 1994-95 \$000
---------------------	----------	-------	----------	----------------------------------	-------------------------------------	-----------------------------------

NSW FIRE BRIGADES

PROGRAM OVERVIEW

The program provides for the construction of new and replacement Fire Brigade stations, upgrading and additions to existing stations, acquisition of firefighting equipment and development of the communications network.

MAJOR WORKS

NEW WORKS

KARLONG FIRE STATION	Karlong	1995	1995	855		50
ROUSE HILL FIRE STATION	Rouse Hill	1994	1995	640		50
						100

WORK-IN-PROGRESS

COMMUNICATIONS NETWORK	Various	1990	1998	17,557	3,757	3,300
PURCHASE OF AERIAL FIRE FIGHTING APPLIANCES (TURNABLE LADDERS, HYDRAULIC PLATFORMS, BRONTOS ETC)	Various	1993	1998	7,758	1,158	1,600
REDEPLOYMENT OF FIREFIGHTING RESOURCES/FACILITIES TO ACHIEVE EQUITABLE DISTRIBUTION IN THE GREATER SYDNEY AREA	Various	1993	1998	7,170	1,640	355
RELOCATION OF TIGHES HILL FIRE STATION TO MAYFIELD	Mayfield	1994	1995	797	185	612
RELOCATION OF TOONGABBIE FIRE STATION TO SEVEN HILLS	Seven Hills	1994	1995	675	54	621
RELOCATION OF TWEED HEADS FIRE STATION	Tweed Heads	1994	1995	1,151	436	100
RENOVATE HEAD OFFICE AND RELOCATE REGION SOUTH OFFICE	Sydney	1992	1994	1,378	996	382
REPLACEMENT OF FIRE PUMPER APPLIANCES	Various	1992	1999	39,861	13,861	2,000
SPECIAL APPLIANCES REPLACEMENT PROGRAM- OXYGEN TENDERS, BREATHING APPARATUS APPLIANCES, SALVAGE VEHICLES, COMPOSITES, WATER TANKERS, LIGHTING VEHICLES, COMMAND VEHICLES, OFFROAD PUMPER	Various	1992	1998	16,853	6,613	4,000
UPGRADE OF ALEXANDRIA CONTROL CENTRE	Alexandria	1994	1997	2,200	14	637
MAJOR UPGRADE/REPLACEMENT OF EXISTING HARDWARE AND SOFTWARE	Various	1992	1998	2,525	125	200

13,807

TOTAL, MAJOR WORKS

13,907

MINOR MISCELLANEOUS WORKS

2,510

TOTAL, NSW FIRE BRIGADES

16,417

PROJECT DESCRIPTION	LOCATION	START	COMPLETE	ESTIMATED TOTAL COST \$000	EXPENDITURE TO 30-06-94 \$000	ALLOCATION IN 1994-95 \$000
---------------------	----------	-------	----------	----------------------------------	-------------------------------------	-----------------------------------

DEPARTMENT OF BUSH FIRE SERVICES

PROGRAM OVERVIEW

The program provides for the provision of plant, equipment, vehicles and Brigade stations for rural firefighting services throughout New South Wales. The program is classified under the Minor Miscellaneous Works heading.

MINOR MISCELLANEOUS WORKS	31,102
TOTAL, DEPARTMENT OF BUSH FIRE SERVICES	31,102

STATE EMERGENCY SERVICE

PROGRAM OVERVIEW

The program provides for the purchase of communications and rescue equipment and relocation and refurbishment of regional headquarters.

MAJOR WORKS

NEW WORKS

PURCHASE OF NEW SYDNEY WESTERN DIVISION HEADQUARTERS	Seven Hills	1994	1994	560		560
						560

WORK-IN-PROGRESS

COMMUNICATIONS EQUIPMENT	Various	1993	1999	3,019	167	718
						718

TOTAL, MAJOR WORKS						1,278
---------------------------	--	--	--	--	--	--------------

MINOR MISCELLANEOUS WORKS						810
----------------------------------	--	--	--	--	--	------------

TOTAL, STATE EMERGENCY SERVICE						2,088
---------------------------------------	--	--	--	--	--	--------------

PROJECT DESCRIPTION	LOCATION	START	COMPLETE	ESTIMATED TOTAL COST \$000	EXPENDITURE TO 30-06-94 \$000	ALLOCATION IN 1994-95 \$000
---------------------	----------	-------	----------	----------------------------------	-------------------------------------	-----------------------------------

MINISTER FOR PUBLIC WORKS AND MINISTER FOR PORTS

OFFICE OF THE MINISTER FOR PUBLIC WORKS

PROGRAM OVERVIEW

The program provides for water and sewerage facilities in country areas through Government subsidies towards the construction cost; protection of the State's coastline, floodplains and estuaries; port facilities for the commercial fishing industry; the construction of infrastructure for recreational boat users; and the maintenance and/or restoration of public buildings and other Government facilities.

MAJOR WORKS

NEW WORKS

ADELONG WATER SUPPLY	Adelong	1994	1996	591		200
BAROOGA WATER SUPPLY	Barooga	1995	1998	2,000		100
BARRADINE SEWERAGE	Baradine	1994	1998	1,932		100
BATHURST WATER SUPPLY STAGES 2D & 2E	Bathurst	1994	2000	7,757		350
CANOWINDRA SEWERAGE	Canowindra	1994	1998	2,115		150
CLARENCE RIVER NORTHERN BREAKWATER	Grafton	1994	1998	1,750		30
CLARENCE TOWN SEWERAGE	Clarence	1994	1998	1,629		100
COFFS HARBOUR JETTY RESTORATION	Coffs Harbour	1994	1996	2,040		785
COPMANHURST WATER SUPPLY AUGMENTATION	Copmanhurst	1995	1997	700		100
DUBBO WATER SUPPLY AUGMENTATION	Dubbo	1994	1998	949		300
EUGOWRA SEWERAGE	Eugowra	1994	1998	1,775		100
GOULBURN WATER SUPPLY AUGMENTATION	Goulburn	1994	1998	1,022		300
JUNCTION HILL SEWERAGE AUGMENTATION	Junction Hill	1994	1998	994		100
KEMPSEY WATER SUPPLY STAGE 2C	Kempsey	1994	1999	7,000		350
LISMORE SEWERAGE AUGMENTATION STAGE 2B	Lismore	1994	1998	5,512		600
MARULAN WATER SUPPLY AUGMENTATION	Marulan	1994	1997	696		100
MOAMA SEWERAGE	Moama	1994	1998	1,426		300
MOGO SEWERAGE	Mogo	1994	1998	1,166		300
MURWILLUMBAH SEWERAGE AUGMENTATION	Murwillumbah	1994	1998	1,243		200
NARROMINE SEWERAGE	Narromine	1994	1997	1,100		100

PROJECT DESCRIPTION	LOCATION	START	COMPLETE	ESTIMATED TOTAL COST \$000	EXPENDITURE TO 30-06-94 \$000	ALLOCATION IN 1994-95 \$000
OFFICE OF THE MINISTER FOR PUBLIC WORKS (cont)						
NEW WORKS (cont)						
OCEAN SHORES SEWERAGE	Brunswick Heads	1994	1998	1,200		500
PACIFIC PALMS SEWERAGE	Pacific Palms	1994	1998	9,794		1,800
PARKES SEWERAGE STAGE 1B	Parkes	1994	1997	1,000		200
PARKES WATER SUPPLY	Parkes	1994	1997	614		300
PORT MACQUARIE SEWERAGE STAGE 3	Port Macquarie	1995	1998	1,500		300
SOUTH BALLINA BREAKWATER UPGRADE	Ballina	1994	1996	606		455
TAMWORTH SEWERAGE MURRAY DARLING NUTRIENT REMOVAL	Tamworth	1994	1998	5,652		200
TEA GARDENS/HAWKS NEST SEWERAGE	Hawks Nest	1994	1998	1,774		200
TEA GARDENS/HAWKS NEST WATER SUPPLY	Hawks Nest	1994	1998	1,349		100
TUMBARUMBA WATER SUPPLY	Tumbarumba	1994	1996	775		200
TUMBULGUM SEWERAGE	Tumbulgum	1994	1998	1,227		100
TWEED RIVER RESTORATION	Tweed Heads	1994	2001	3,068		570
TWEED RIVER SAND BYPASS	Tweed Heads	1994	1998	18,240		3,195
URANA/OAKLANDS SEWERAGE	Urana	1994	1998	1,748		300
WAKOOL SEWERAGE	Wakool	1994	1998	1,200		100
WARDELL SEWERAGE	Wardell	1994	1998	1,164		200
						13,385
WORK-IN-PROGRESS						
ADAMINABY WATER SUPPLY	Adaminaby	1992	1997	1,400	170	100
ALSTONVILLE/WOLLONGBAR WATER SUPPLY STAGE 2	Alstonville	1994	1995	800	500	300
ANGOURIE SEWERAGE	Angourie	1992	1995	1,805	1,675	130
BALLINA/LENNOX HEAD SEWERAGE	Ballina	1991	1997	6,000	3,054	2,100
BARHAM WATER SUPPLY	Barham	1991	1996	2,200	1,917	60
BARRABA WATER SUPPLY	Barraba	1992	1996	830	345	480
BATHURST SEWERAGE	Bathurst	1992	1998	3,450	41	150
BELLINGEN SEWERAGE	Bellingen	1992	1996	2,100	1,734	90
BOOROWA WATER SUPPLY	Boorowa	1988	1996	1,652	1,505	35
BULAHDELAH SEWERAGE	Bulahdelah	1989	1997	2,412	526	1,200
BURONGA/GOL GOL SEWERAGE	Buronga	1993	1997	2,775	190	1,600
BURONGA/GOL GOL WATER SUPPLY	Buronga	1989	1996	3,770	3,268	50
BYRON BAY BEACH PROTECTION	Byron Bay	1990	1997	2,229	288	564
CALLALA BAY/HUSKISSON SEWERAGE	Callala Bay	1991	1999	8,000	2,568	750
COFFS HARBOUR HEAD WORKS WATER	Coffs Harbour	1989	1998	23,492	5,124	4,300
COLLARENEBRI WATER SUPPLY	Collarenebri	1991	1995	1,200	288	912

PROJECT DESCRIPTION	LOCATION	START	COMPLETE	ESTIMATED TOTAL COST \$000	EXPENDITURE TO 30-06-94 \$000	ALLOCATION IN 1994-95 \$000
OFFICE OF THE MINISTER FOR PUBLIC WORKS (cont)						
WORK-IN-PROGRESS (cont)						
COLLARROY/NARABEEN COASTAL MANAGEMENT	Collaroy	1990	1999	6,407	36	1,354
COROWA SEWERAGE STAGE 2	Corowa	1993	1996	850	300	450
CROOKWELL SEWERAGE	Crookwell	1991	1995	1,850	1,374	476
DELUNGRA WATER SUPPLY	Delungra	1988	1996	1,263	221	750
DENILQUIN SEWERAGE AUGMENTATION	Denilquin	1992	1996	1,700	1,139	550
DORRIGO WATER SUPPLY	Dorrigo	1989	1996	1,535	1,295	20
EDEN MOORING JETTY - STRUCTURAL REPAIRS	Eden	1993	1996	1,201	426	714
ESTUARY MANAGEMENT - LAKE ILLAWARRA	Wollongong	1987	1998	6,781	2,987	564
ESTUARY MANAGEMENT - TUGGERAH	The Entrance	1988	1996	13,259	12,350	864
EUSTON SEWERAGE	Euston	1993	1995	1,200	533	667
FIRST GOVERNMENT HOUSE SITE	Sydney	1990	1995	22,031	17,299	4,732
FORSTER/GREEN POINT SEWERAGE	Forster	1989	1998	7,000	639	3,000
GEURIE WATER SUPPLY STAGE 2	Geurie	1992	1996	918	665	250
GILGAI SEWERAGE	Gilgal	1993	1995	865	600	265
GOOLGOWI/MERRIWAGGA WATER SUPPLY	Goolgowl	1993	1996	1,330	662	500
GOSFORD SEWERAGE	Gosford	1975	1997	152,150	149,643	50
GOSFORD/WYONG WATER SUPPLY	Gosford	1976	1997	93,633	84,136	100
GOULBURN SEWERAGE	Goulburn	1989	1998	3,500	2,828	250
GREEN POINT SEWERAGE	Green Point	1992	1996	1,775	1,521	25
HASTINGS DISTRICT WATER SUPPLY	Port Macquarie	1989	1996	3,000	1,844	1,156
HUNTER SEWERAGE	Nelson Bay	1987	1999	181,499	94,095	20,250
HUNTER VALLEY FLOOD MITIGATION	Maitland	1991	1998	1,708	786	274
ILUKA WHARF RECONSTRUCTION	Iluka	1993	1996	615	1	28
KEMPSEY WATER SUPPLY STAGE 2B	Kempsey	1994	1997	3,545	965	1,100
LIGHTNING RIDGE SEWERAGE	Lightning Rldge	1994	1997	3,000	705	1,300
LIGHTNING RIDGE WATER SUPPLY	Lightning Ridge	1992	1996	800	660	50
MARULAN SEWERAGE	Marulan	1993	1998	850	10	100
MATHOURA SEWERAGE	Mathoura	1992	1996	1,450	1,300	50
MERIMBULA SEWERAGE	Merimbula	1986	1996	4,800	4,684	48
MOSS VALE SEWERAGE	Moss Vale	1992	1996	3,200	1,135	1,800
MURRAY DARLING BASIN NUTRIENT REDUCTION ENVIRONMENT PROGRAM	Various	1993	1997	19,000	3,658	5,500
MURRAY RIVER SEWERAGE PUMPOUT	Various	1993	1998	906	175	365
NANA GLEN WATER SUPPLY	Nana Glen	1992	1996	1,067	290	770
NIMBIN SEWERAGE	Nimbin	1988	1996	1,655	1,436	168
NIMMITABEL WATER SUPPLY	Nimmitabel	1988	1998	910	330	50
NORTH COFFS HARBOUR SEWERAGE	Coffs Harbour	1989	1998	17,500	10,342	3,200
NUNDLE WATER SUPPLY	Nundle	1991	1996	1,027	520	390

PROJECT DESCRIPTION	LOCATION	START	COMPLETE	ESTIMATED TOTAL COST \$000	EXPENDITURE TO 30-06-94 \$000	ALLOCATION IN 1994-95 \$000
OFFICE OF THE MINISTER FOR PUBLIC WORKS (cont)						
WORK-IN-PROGRESS (cont)						
PARKES SEWERAGE STAGE 1A	Parkes	1994	1995	800	450	350
PERTHVILLE SEWERAGE	Perthville	1991	1996	1,120	677	75
PORT MACQUARIE SEWERAGE 3A	Port Macquarie	1992	1998	805	619	175
ROBERTSON/BURRAWANG WATER SUPPLY	Robertson	1989	1996	1,900	880	1,000
SCONE WATER SUPPLY	Scone	1985	1998	1,935	1,131	650
ST GEORGES BASIN SEWERAGE	St Georges Basin	1985	1996	15,000	14,873	117
STROUD WATER SUPPLY	Stroud	1993	1996	1,750	860	800
TAMWORTH SEWERAGE STAGE 2A	Tamworth	1994	1996	1,778	600	900
TAMWORTH WATER SUPPLY	Tamworth	1989	1998	5,956	4,390	400
TOTTENHAM WATER SUPPLY	Tottenham	1991	1996	920	725	75
TUMUT SEWERAGE	Tumut	1993	1997	2,310	805	1,000
TWEED AREA SEWERAGE - STAGE 2	Murwillumbah	1992	1997	8,000	3,665	4,149
URALLA SEWERAGE	Uralla	1994	1996	1,235	550	500
WILCANNIA SEWERAGE	Wilcannia	1993	1996	833	357	400
WOOL WATER SUPPLY	Wool	1993	1997	725	125	150
						<hr/> 75,742
TOTAL, MAJOR WORKS						<hr/> 89,127
MINOR MISCELLANEOUS WORKS						<hr/> 36,733
TOTAL, OFFICE OF THE MINISTER FOR PUBLIC WORKS						<hr/> 125,860

PROJECT DESCRIPTION	LOCATION	START	COMPLETE	ESTIMATED TOTAL COST \$000	EXPENDITURE TO 30-06-94 \$000	ALLOCATION IN 1994-95 \$000
MINISTER FOR SMALL BUSINESS AND MINISTER FOR REGIONAL DEVELOPMENT						
DEPARTMENT OF BUSINESS AND REGIONAL DEVELOPMENT						
PROGRAM OVERVIEW						
The program provides for the purchase of minor plant and equipment items.						
MINOR MISCELLANEOUS WORKS						452
TOTAL, DEPARTMENT OF BUSINESS AND REGIONAL DEVELOPMENT						452

PROJECT DESCRIPTION	LOCATION	START	COMPLETE	ESTIMATED TOTAL COST \$000	EXPENDITURE TO 30-06-94 \$000	ALLOCATION IN 1994-95 \$000
---------------------	----------	-------	----------	----------------------------------	-------------------------------------	-----------------------------------

MINISTER FOR SPORT, RECREATION AND RACING
DEPARTMENT OF SPORT, RECREATION AND RACING

PROGRAM OVERVIEW

The program provides for community based sporting and recreation facilities and the development of international standard sporting facilities. Minor Miscellaneous Works include various works at Sport and Recreation Centres as well as capital grants from the Racecourse Development and Sport and Recreation Funds.

MAJOR WORKS

NEW WORKS

RESURFACE ATHLETICS TRACK	Narrabeen	1994	1995	990		990
---------------------------	-----------	------	------	-----	--	-----

990

WORK-IN-PROGRESS

PENRITH LAKES - ROWING/CANOE COURSE	Penrith	1989	1996	23,374	17,146	3,700
-------------------------------------	---------	------	------	--------	--------	-------

3,700

TOTAL, MAJOR WORKS

4,690

MINOR MISCELLANEOUS WORKS

37,500

TOTAL, DEPARTMENT OF SPORT, RECREATION AND RACING

42,190

PROJECT DESCRIPTION	LOCATION	START	COMPLETE	ESTIMATED TOTAL COST \$000	EXPENDITURE TO 30-06-94 \$000	ALLOCATION IN 1994-95 \$000
---------------------	----------	-------	----------	----------------------------------	-------------------------------------	-----------------------------------

MINISTER FOR TRANSPORT AND MINISTER FOR ROADS

DEPARTMENT OF TRANSPORT

PROGRAM OVERVIEW

The program provides for bus/rail interchanges, bus shelters, parkways improvements, the infrastructure for the Parramatta River ferry service and transport studies.

MAJOR WORKS

NEW WORKS

BUS/RAIL INTERCHANGE AND COMMUTER CAR PARK LIVERPOOL STATION	Liverpool	1994	1998	10,000		200
BUS/RAIL INTERCHANGES AND COMMUTER CAR PARKS CAMPBELLTOWN AND MACARTHUR AREAS	Campbelltown	1994	1996	3,000		1,944
BUS/RAIL INTERCHANGE HURSTVILLE STATION	Hurstville	1994	1996	2,500		1,540
BUS/RAIL INTERCHANGE KATOOMBA STATION	Katoomba	1994	1996	1,000		500
CHISWICK WHARF AND BUS INTERCHANGE	Chiswick	1994	1996	1,000		1,000
COMMUTER CAR PARK HORNSBY STATION	Hornsby	1994	1996	2,500		2,475
MEADOWBANK FERRY COMMUTER FACILITIES	Meadowbank	1994	1996	2,000		1,100
PARRAMATTA FERRY COMMUTER FACILITIES	Parramatta	1994	1996	4,000		2,000

10,759

WORK-IN-PROGRESS

BUS/RAIL INTERCHANGE BLACKTOWN STATION	Blacktown	1992	1995	10,613	313	10,300
COMMUTER CAR PARK GORDON STATION	Gordon	1993	1995	3,500	1,192	2,308
COMMUTER CAR PARK SUTHERLAND STATION	Sutherland	1993	1995	4,400	1,030	3,370
COMMUTER CAR PARK WOY WOY STATION	Woy Woy	1992	1995	5,500	1,688	3,812
RAIL SAFETY DIRECTORATE COMPUTER SYSTEMS	Various	1994	1995	552	33	519

20,309

TOTAL, MAJOR WORKS

31,068

MINOR MISCELLANEOUS WORKS

4,247

TOTAL, DEPARTMENT OF TRANSPORT

35,315

PROJECT DESCRIPTION	LOCATION	START	COMPLETE	ESTIMATED TOTAL COST \$000	EXPENDITURE TO 30-06-94 \$000	ALLOCATION IN 1994-95 \$000
---------------------	----------	-------	----------	----------------------------------	-------------------------------------	-----------------------------------

ROADS AND TRAFFIC AUTHORITY

PROGRAM OVERVIEW

The program provides for the Authority's role in managing the State's roads and traffic system, i.e. use of the system, maintenance of the network, and how it is enhanced, to ensure a roads and traffic system that is safe and efficient and integrated into a balanced transport system within the State.

The 1994-95 program reflects the Government's continuing commitment to dedicate all proceeds from motor vehicle taxation and State fuel levies to the roads program, including the additional three cents fuel levy.

NOTE:

Start dates are not shown since each project is an amalgam of individual works.

MAJOR WORKS

SYDNEY MAJOR ROUTES DEVELOPMENT

METROAD 1 - WATERFALL TO BROOKLYN VIA CITY

FALCON ST CONSTRUCTION OF CONNECTING RAMPS TO AND FROM WARRINGAH FWY	North Sydney	1999	6,094	164	30
GORE HILL FREEWAY	Artarmon	1994	132,165	131,900	265
PACIFIC HWY, PYMBLE RAILWAY BRIDGE	Pymble	1997	5,203	3	200

METROAD 2 - SYDNEY TO WINDSOR

EPPING RD - CONCEPT DESIGN FOR UPGRADING BETWEEN GORE HILL FWY AND NORTHWEST TRANSPORT LINK	Lane Cove	1997	70,476	226	150
NORTH WEST TRANSPORT LINK - EPPING RD NORTH RYDE TO OLD WINDSOR RD BAULKHAM HILLS	North Ryde - Hills District	1997	179,542	63,342	28,000
OLD WINDSOR RD, WIDEN FROM ABBOTT RD RAMPS TO SUNNYHOLT RD, KELLYVILLE	Parklea	1998	16,418	778	900

METROAD 3 - BLAKEHURST TO MONA VALE

Homebush Bay Drive, Underwood Road - Grade Separation	Homebush	1998	10,120		20
KING GEORGES RD, STONEY CREEK RD INTERSECTION	Beverley Hills	1996	6,849	9	440
HUME HIGHWAY, ROBERTS ROAD RECONSTRUCTION OF INTERSECTION	Chullora	1997	12,367	1,267	1,500
Homebush Bay Drive Construction of Dual Carriageways Between Parramatta Rd Homebush West and Concord Rd Rhodes	Homebush	1995	51,046	48,746	2,300
TOP RYDE INTERCHANGE AT VICTORIA RD AND DEVLIN ST, RYDE	Ryde	1999	31,315	7,070	1,300

PROJECT DESCRIPTION	LOCATION	START	COMPLETE	ESTIMATED TOTAL COST \$000	EXPENDITURE TO 30-06-94 \$000	ALLOCATION IN 1994-95 \$000
ROADS AND TRAFFIC AUTHORITY (cont)						
<u>METROAD 4 - SYDNEY TO LAPSTONE</u>						
GLEBE ISLAND ARTERIAL CONSTRUCTION FROM DARLING HARBOUR TO VICTORIA RD, WHITE BAY INCL NEW GLEBE ISLAND BRIDGE AND APPROACHES	Glebe Island		1997	219,451	160,331	29,720
CONSTRUCTION OF CITY WEST LINK ROAD FROM VICTORIA RD, WHITE BAY TO BALMAIN ROAD, LILYFIELD	Rozelle		1994	69,837	69,437	400
CITY WEST LINK RD - SECTION 3 CONSTRUCTION BETWEEN BALMAIN RD, LILYFIELD AND BOOMERANG ST, HABERFIELD	Lilyfield		1998	37,143	743	800
CITY WEST LINK ROAD - SECTION 4 - RECONSTRUCTION AND WIDENING OF DOBROYD PDE BETWEEN BOOMERANG ST AND WARATAH ST, HABERFIELD	Haberfield		1997	11,611	3,611	1,600
CITY WEST LINK ROAD SECTION - 5 WARATAH STREET TO PARRAMATTA ROAD, FIVE DOCK	Haberfield		1998	19,120	20	150
WESTERN MOTORWAY FROM MAYS HILL TO PROSECT	Mays Hill		1994	20,477	20,377	100
WESTERN MOTORWAY RAMPS AT ST CLAIR MAMRE RD EAST FACING RAMPS	St Clair		1997	5,879	79	3,200
CONSTRUCT 4 LANE WESTERN MOTORWAY FROM EMU PLAINS TO LAPSTONE-(STATE)	Lapstone		1994	31,370	31,320	50
<u>METROAD 5 - MASCOT TO MENANGLE</u>						
SOUTH WESTERN MOTORWAY FROM KING GEORGES RD, BEVERLY HILLS TO MOOREBANK AVE, MOOREBANK	Moorebank		1995	48,163	44,863	3,300
<u>MENAI - SILVERWATER - CARLINGFORD</u>						
CONSTRUCTION OF NEW DEVIATION FROM ALFORDS POINT RD, ALFORDS POINT TO MENAI RD, WORONORA	Menai		1994	29,766	29,476	290
DAVIES RD, WIDEN FROM ALMA RD TO TRURO PDE, PADSTOW (STAGE 2)	Padstow		1999	9,781	531	750
DAVIES RD, WIDEN FROM TRURO PDE TO BANKS ST, PADSTOW (STAGE 3)	Padstow		1997	5,701	1	1,500
STACEY ST EXTENSION FROM WATTLE ST TO ROCKWOOD RD, BANKSTOWN	Bankstown		1999	9,106	456	50
ST HILLIERS RD, WIDEN FROM OLYMPIC DR TO PARRAMATTA RD, AUBURN	Auburn		1995	11,235	8,235	3,000
CONSTRUCT SILVERWATER RD EXTENSION FROM VICTORIA RD TO KISSING POINT RD, ERMINTON INCL FLYOVER AT VICTORIA RD	Ermington		1995	31,710	10,410	10,400

PROJECT DESCRIPTION	LOCATION	START	COMPLETE	ESTIMATED TOTAL COST \$000	EXPENDITURE TO 30-06-94 \$000	ALLOCATION IN 1994-95 \$000
ROADS AND TRAFFIC AUTHORITY (cont)						
<u>METROAD 7 - HEATHCOTE TO WAHROONGA VIA CUMBERLAND HIGHWAY</u>						
PENNANT HILLS RD, COPELAND RD TO SOUTH OF MAHERS RD (FEDERAL FUNDING)	Beecroft		1997	22,000		4,000
PENNANT HILLS RD, THOMPSONS CORNER-WIDEN FROM MAHERS RD TO BOUNDARY RD WEST PENNANT HILLS, INCL TUNNEL (FEDERAL FUNDING)	West Pennant Hills		1995	82,516	66,456	16,060
<u>PROSPECT ARTERIAL</u>						
WIDEN CHURCH LANE, FROM WESTERN FREEWAY TO BLACKTOWN RD	Prospect		1998	5,052	2	50
SEVEN HILLS RD (EXTENSION), WIDEN FROM BLACKTOWN RD TO WALL PARK AVE, SEVEN HILLS	Seven Hills		1998	10,802	752	50
<u>APPIN - PENRITH - COLO ROUTE</u>						
NARELLAN RD DEVIATION FROM APPIN RD TO BLAXLAND RD, CAMPBELLTOWN	Campbelltown		1997	7,929	279	750
PUTTY RD REPLACEMENT OF COLO RIVER BRIDGE	Colo		1995	12,167	5,727	6,440
<u>JAMES RUSE DRIVE</u>						
JAMES RUSE DR/VICTORIA RD INTERSECTION, RYDALMERE, CONSTRUCT FLY OVER	Rydalmere		1994	19,620	19,120	500
<u>GREAT WESTERN HIGHWAY (BLUE MOUNTAINS)</u>						
WARRIMOO, GREAT WESTERN HIGHWAY WIDEN FROM BADEN PLACE TO TORWOOD ROAD	Warrimoo		1998	20,080	480	4,900
FAULCONBRIDGE, GROSE RD TO PARKES CR WIDEN GREAT WESTERN HWY	Faulconbridge		1999	10,741	581	360
RECONSTRUCT AND WIDEN TO FOUR LANE DIVIDED CARRIAGEWAY BETWEEN LINDEN RAILWAY BRIDGE AND TOLLGATE DRIVE	Linden		1995	6,205	4,205	2,000
WOODFORD BENDS, WIDEN GREAT WESTERN HWY FROM TOLLGATE DR TO WOODFORD STATION	Woodford		1995	36,229	32,634	3,295
OTHER SYDNEY ROAD IMPROVEMENT						
<u>BOTANY TO CITY VIA SOUTHERN ARTERIAL</u>						
CONSTRUCTION OF SOUTHERN ARTERIAL ROUTE BETWEEN HARRIS ST, PYRMONT AND BOTANY RD, WATERLOO	Redfern		1998	33,593	27,493	200
<u>HABERFIELD TO PUNCHBOWL</u>						
PUNCHBOWL RD WIDENING BETWEEN KING GEORGES RD AND PERSIC ST, LAKEMBA	Lakemba		1995	16,166	14,848	1,318

PROJECT DESCRIPTION	LOCATION	START	COMPLETE	ESTIMATED TOTAL COST \$000	EXPENDITURE TO 30-06-94 \$000	ALLOCATION IN 1994-95 \$000
ROADS AND TRAFFIC AUTHORITY (cont)						
<u>SUTHERLAND TO MENAI</u>						
CONSTRUCTION OF MEDIUM LEVEL BRIDGE AND APPROACHES OVER WORONORA RIVER, BETWEEN SUTHERLAND AND BANGOR	Woronora		1998	34,573	6,673	3,900
BANGOR BYPASS - CONSTRUCTION OF NEW ROAD BETWEEN OLD ILLAWARRA RD AND AKUNA AVE, MENAI	Bangor		2001	30,105	5	100
<u>VICTORIA ROAD</u>						
VICTORIA RD WEST RYDE UNDERPASS WIDENING TO 5 LANES BETWEEN HERMITAGE RD AND SHAFTSBURY RD	West Ryde		1995	6,165	4,165	2,000
<u>DEE WHY TO NORTH RYDE</u>						
DELHI RD STAGE - NW TRANSPORT LINK TO LANE COVE RIVER, WIDEN TO FOUR LANES	North Ryde		2001	8,400		50
<u>FOREST WAY</u>						
RECONSTRUCTION AND WIDENING TO 4 LANES FROM ADAMS ST, FRENCHS FOREST TO MONA VALE RD, TERREY HILLS	Belrose		1994	19,434	19,059	375
<u>BLACKTOWN TO KELLYVILLE</u>						
SUNNYHOLT RD TRANSPORT CORRIDOR DEVELOPMENT FROM WESTERN RAIL LINE TO FIFTH AVE, BLACKTOWN	Blacktown		1996	10,015	3,115	4,600
<u>ELIZABETH DRIVE</u>						
ELIZABETH DR, WIDEN FROM CABRAMATTA RD TO COWPASTURE RD, BONNYRIGG	Bonnyrigg		2001	12,345	295	50
<u>ALL OTHER STATE ROADS IN SYDNEY</u>						
INTERSECTIONS OF WICKHAM AND MARSH STS IMPROVEMENT WITH WEST BOTANY ST, ARNCLIFFE (APPROACH TO SYDNEY AIRPORT)	Arncliffe		1999	8,359	309	100
MULGOA RD, WIDEN FROM WESTERN MOTORWAY TO JAMISON RD, JAMISONTOWN	Kingswood		1996	8,447	1,947	3,500
CASTLEREAGH RD, PENRITH - ANDREWS RD	Penrith		1999	8,900		100
EASTWOOD - EPPING ROAD COUNTY ROAD STAGE 1	Eastwood		2003	15,100		100
<u>LOCAL ROADS IN SYDNEY</u>						
BLACKTOWN RING ROAD FROM KILDARE RD (OPPOSITE BALMORAL RD) TO SUNNYHOLT RD VIA THIRD AVENUE	Blacktown		1995	5,203	2,003	2,000

PROJECT DESCRIPTION	LOCATION	START	COMPLETE	ESTIMATED TOTAL COST \$000	EXPENDITURE TO 30-06-94 \$000	ALLOCATION IN 1994-95 \$000
ROADS AND TRAFFIC AUTHORITY (cont)						
NEWCASTLE ROAD IMPROVEMENT						
<u>SYDNEY - NEWCASTLE FREEWAY</u>						
CONSTRUCTION OF DIVIDED CARRIAGEWAYS FROM WAKEFIELD TO GEORGE BOOTH DR (MR223), WEST WALLSEND 13.4KM TO 14.1KM NORTH OF SYDNEY	West Wallsend		1994	54,254	54,154	100
DUPLICATION OF LENAGHANS DRIVE FROM F3 AT MINMI TO JOHN RENSHAW DRIVE	Minmi		1996	27,976	8,576	10,000
CONSTRUCTION OF F3 LINK ROAD FROM GANNEY ST TO LAKE RD, WALLSEND	Wallsend		1994	5,680	5,620	60
<u>NEW ENGLAND HIGHWAY</u>						
CONSTRUCTION OF NEW INTERSECTION AT NEW ENGLAND HWY AND ANDERSON DR (EAST), TARRO 19KM NORTH OF NEWCASTLE	Hexham		1995	6,856	956	3,184
CONSTRUCTION OF GRADE SEPARATED INTERCHANGE AT JOHN RENSHAW DR (MR588), BERESFIELD 21.73KM NORTH OF NEWCASTLE	Beresfield		1996	7,396	1,546	2,000
PROVISION OF GRADE SEPARATED INTERCHANGE AT NEW ENGLAND HWY AND INTERSECTION OF WEAKLEYS DR, THORNTON RD AND ANDERSON DR WEST AT BERESFIELD 23-23.7KM NORTH OF NEWCASTLE	Beresfield		1998	10,064		554
<u>NEWCASTLE INNER CITY BYPASS</u>						
CONSTRUCTION OF NEW ROUTE FROM PACIFIC HWY (NEAR WINDALE) TO KOTARA HIEGHTS (WEST CHARLESTOWN BY-PASS)	Charlestown		1999	67,546	2,568	100
CONSTRUCTION OF NORTH-SOUTH NEWCASTLE BYPASS FROM NEWCASTLE RD, JESMOND TO SANDGATE RD, SHORTLAND	Shortland		1994	56,540	56,490	50
<u>TORONTO - GLENDONBROOK ROAD</u>						
REALIGNMENT AND REGRADING OF MR220 BETWEEN MULBRING AND BRANXTON	Cessnock		1997	12,325	11,525	400
<u>BROADMEADOW - KURRI KURRI ROAD</u>						
WIDENING FROM CARDIFF TO FREEWAY INTERCHANGE NEAR WEST WALLSEND, 0KM TO 10KM WEST OF CARDIFF	Edgeworth		1998	13,852	12,852	1,000
WOLLONGONG ROAD IMPROVEMENT						
<u>SOUTHERN FREEWAY</u>						
WIDENING FROM 79KM TO 83KM SOUTH OF SYDNEY - GWYNNEVILLE TO GHOST CREEK	Wollongong		1998	24,042	1,102	850
<u>PRINCES HIGHWAY</u>						
NEW ROUTE FROM OAK FLATS TO DUNMORE	Oak Flats		2000	63,980	1,559	660
SH1 INTERCHANGE PRINCES HIGHWAY - NEW LAKE ENTRANCE ROAD	Oak Flats		1997	11,160		300

PROJECT DESCRIPTION	LOCATION	START	COMPLETE	ESTIMATED TOTAL COST \$000	EXPENDITURE TO 30-06-94 \$000	ALLOCATION IN 1994-95 \$000
ROADS AND TRAFFIC AUTHORITY (cont)						
NEW ROUTE BETWEEN SHELLHARBOUR ROAD AT DUNMORE AND SPRING CREEK BOMBO	Klarna Downs		2002	83,292	1,062	30
<u>ALL OTHER ROADS IN WOLLONGONG</u>						
CONSTRUCTION OF PASSING LANES 0KM TO 3KM WEST OF MR513	Nr Mt Kiera		1994	5,657	2,487	3,170
PROVISION OF WESTBOUND OVERTAKING LANE WEST OF LODDON RIVER	Nr Bulli Tops		1995	5,881	2,201	3,680
CENTRAL COAST ROAD IMPROVEMENT						
<u>SYDNEY - NEWCASTLE FREEWAY</u>						
CONSTRUCTION OF DUAL CARRIAGEWAYS FROM OURIMBAH CREEK TO KANGY ANGY CREEK INCLUDING OURIMBAH INTERCHANGE	Ourimbah		1998	58,579	1,879	7,900
<u>PACIFIC HIGHWAY</u>						
PROVISION OF DUAL CARRIAGEWAYS FROM KARIONG TO DANE DR, WEST GOSFORD	Gosford West		1996	52,220	38,220	9,500
<u>TUGGERAH - NORAHVILLE ROAD</u>						
WIDENING TO FOUR LANES FROM F3 FREEWAY AT TUGGERAH TO THE ENTRANCE RD, LONG JETTY	Berkeley Vale		1996	60,968	40,988	5,280
RURAL - PRINCES HIGHWAY IMPROVEMENT						
<u>PRINCES HIGHWAY</u>						
TOMMERONG BYPASS 16KM TO 24KM SOUTH OF NOWRA	Tomerong		1995	22,441	12,551	9,890
DEVIATION AT MYRTLE GULLY FROM 48KM TO 53KM SOUTH OF NOWRA TOWARDS BATEMANS BAY	Nr Conjola		1997	15,093	1,033	1,930
PROVISION OF OVERTAKING OPPORTUNITIES BETWEEN BURRILL LAKE AND BEGA	Burrill Lake		1997	5,840		1,500
REALIGNMENT BETWEEN 19KM AND 22KM NORTH OF BEGA - MCLEOD HILL	Nr Bega		1996	5,240	510	3,300

PROJECT DESCRIPTION	LOCATION	START	COMPLETE	ESTIMATED TOTAL COST \$000	EXPENDITURE TO 30-06-94 \$000	ALLOCATION IN 1994-95 \$000
ROADS AND TRAFFIC AUTHORITY (cont)						
RURAL - HUME HIGHWAY IMPROVEMENT						
<u>HUME HIGHWAY</u>						
CONSTRUCTION OF DEVIATION OVER CULLARIN RANGE FROM 20.0KM TO 51.5KM SOUTH OF GOULBURN	Nr Breaddalbane		1994	120,660	120,560	100
CONSTRUCTION OF DUAL CARRIAGEWAYS 27KM TO 37KM SOUTH OF GUNDAGAI, TARCUTTA RANGE DEVIATION	Nr Tarcutta		1996	53,912	17,112	19,000
PROVISION OF DUAL CARRIAGEWAYS TO BYPASS TARCUTTA BETWEEN 38KM AND 48KM SOUTH OF GUNDAGAI	Tarcutta		2001	56,300		100
KYEMBA HILL PROJECT - SECTION 1 DUPLICATION IRONBARK TO KYEMBA HILL 64KM TO 67KM SOUTH OF GUNDAGAI	Nr Tarcutta		1995	8,278	3,678	4,600
KYEMBA HILL PROJECTS - SECTION 2 CONSTRUCTION OF DUAL CARRIAGEWAYS AT KYEMBA HILL 67KM TO 72KM SOUTH OF GUNDAGAI	Kyemba		1998	24,185	785	200
KYEMBA HILL PROJECT - SECTION 3 DUPLICATION KYEMBA HILL TO KYEMBA CREEK 72KM TO 77KM SOUTH OF GUNDAGAI	Nr Kyemba		2000	15,700		100
CONSTRUCTION OF DUAL CARRIAGEWAYS BETWEEN CULLARIN DEVIATION AND YASS BYPASS 51.4KM TO 80.5KM SOUTH OF GOULBURN	Nr Gunning		1995	63,934	42,934	19,000
CONSTRUCTION OF DUAL CARRIAGEWAYS BETWEEN 69.5KM AND 85.5KM SOUTH OF GOULBURN (YASS BYPASS)	Yass		1994	102,548	100,048	2,500
PROVISION OF DUAL CARRIAGEWAYS BETWEEN 84KM AND 88KM SOUTH OF GUNDAGAI - LITTLE BILLABONG SECTION 3	Nr Little Billabong		2003	13,500		100
PROVISION OF DUAL CARRIAGEWAYS BETWEEN 88KM AND 92KM SOUTH OF GUNDAGAI - LITTLE BILLABONG SECTION 2	Nr Little Billabong		2002	16,200		100
PROVISION OF DUAL CARRIAGEWAYS OVER CONROYS GAP, INCLUDING BRIDGEWORKS, BETWEEN 19.8KM TO 30.0KM SOUTH OF YASS	Nr Bowring		1998	43,102	1,602	500
CONSTRUCTION OF DUAL CARRIAGEWAYS FROM 30KM TO 34KM SOUTH OF YASS BOOKHAM BYPASS	Bookham		1997	16,209	709	500
CONSTRUCTION OF GOULBURN BYPASS	Goulburn		1994	81,646	81,446	200
DUPLICATION OF CARRIAGEWAY FROM BOOKHAM TO COPPABELLA ROAD	Nr Juglong		1996	14,292	192	100

PROJECT DESCRIPTION	LOCATION	START	COMPLETE	ESTIMATED TOTAL COST \$000	EXPENDITURE TO 30-06-94 \$000	ALLOCATION IN 1984-95 \$000
ROADS AND TRAFFIC AUTHORITY (cont)						
CONSTRUCTION OF DUAL, CARRIAGEWAYS FROM COPPABELLA RD TO REEDY CK, 38.5KM TO 48.3KM SOUTH OF YASS	Nr Bookham		1994	30,783	30,583	200
CONSTRUCTION OF DUAL CARRIAGEWAYS FROM 56.5KM TO 69.5KM SOUTH OF YASS JUGLONG BYPASS	Juglong		1995	81,954	33,454	32,000
CONSTRUCTION OF DUAL CARRIAGEWAYS, INCLUDING STRUCTURES, TO BYPASS COOLAC FROM 78KM TO 90KM SOUTH OF YASS	Coolac		1999	72,299	399	900
DUPLICATION OF SHEAHANS BRIDGE AT GUNDAGAI	Gundagai		2000	20,185	185	1,000
RURAL - GREAT WESTERN HWY IMPROVEMENT						
<u>GREAT WESTERN HIGHWAY</u>						
REALIGNMENT DROWNS GAP RD TO MID HARTLEY RD, HARTLEY	Little Hartley		1997	5,031		25
REALIGNMENT RYDAL ROAD TO MT LAMBIE	Nr Mount Lambie		1994	8,157	8,057	100
REALIGNMENT OF GREAT WESTERN HWY - FROM MT LAMBIE TO LAWSONS CREEK	Nr Mount Lambie		1995	19,000	3,381	7,856
RURAL - NEW ENGLAND HIGHWAY IMPROVEMENT						
<u>NEW ENGLAND HIGHWAY</u>						
CONSTRUCTION OF NEW ROUTE OVER LIVERPOOL RANGE BETWEEN 66.9KM AND 74.775KM NORTH OF MUSWELLBROOK (NEAR ARDGLLEN)	Nr Murrurundi		1995	38,090	15,890	10,400
DIVIDED CARRIAGEWAY FROM BLACK CREEK TO BELFORD (STATE FOREST)	Nr Singleton		1997	25,417	1,267	350
REALIGNMENT AND REGRADING OF ROSE VALLEY CK DEVIATION FROM 36KM TO 40KM NORTH OF TAMWORTH	Nr Bendemeer		1996	6,317	247	120
COMPLETION OF CONSTRUCTION OF TRAFFIC BYPASS BETWEEN 106KM AND 115KM NORTH OF TAMWORTH (ARMIDALE BYPASS)	Nr Armidale		1995	17,619	11,684	5,935
RURAL - PACIFIC HIGHWAY IMPROVEMENT						
<u>PACIFIC HIGHWAY</u>						
CONSTRUCTION OF RAYMOND TERRACE BY-PASS	Raymond Terrace		1997	43,045	9,360	12,000
BANGALOW BYPASS 23KM TO 27KM NORTH OF BALLINA	Bangalow		1994	20,291	18,491	1,800
WIDEN TO FOUR LANES FROM BRUXNER PARK ROAD TO PINE BRUSH CREEK 4.7KM TO 6.3KM NORTH OF COFFS HARBOUR	Korora		1996	5,128	148	180
TOLLWAY BETWEEN BULAHDELAH AND COOLONGLOOK	Nr Bulahdelah		1995	13,896	6,276	7,620

PROJECT DESCRIPTION	LOCATION	START	COMPLETE	ESTIMATED TOTAL COST \$000	EXPENDITURE TO 30-06-94 \$000	ALLOCATION IN 1994-95 \$000
ROADS AND TRAFFIC AUTHORITY (cont)						
REALIGNMENT/REGRAVING 8KM TO 45KM NORTH OF GRAFTON	Ulmarra		1994	8,058	5,958	2,100
TANDYS LANE DEVIATION 38KM TO 44KM NORTH OF BALLINA	Brunswick Heads		1997	15,444	344	100
BRUNSWICK HEADS BYPASS INCLUDING BRIDGES 43KM TO 49KM NORTH OF BALLINA	Brunswick Heads		1999	12,252	552	2,700
CONSTRUCTION OF COOPERNOOK TRAFFIC RELIEF ROUTE	Cooperhook		1998	12,000		200
SH10 CONSTRUCTION OF DUAL CARRIAGEWAY FROM BILLINUDGEL TO CHINDERAH 51.0KM TO 100.6KM NORTH OF BALLINA	Billinudgel		1996	38,781	1,191	7,000
RALEIGH DEVIATION AND NEW BRIDGE OVER BELLINGER RIVER 66KM TO 93KM NORTH OF KEMPSEY	Raleigh		1998	25,944	1,444	2,500
NEW ROUTE LYONS ROAD TO ENGLANDS ROAD 102KM TO 108KM NORTH OF KEMPSEY	Boambee		1998	28,953	648	700
CHINDERAH BY PASS 96KM TO 101KM NORTH OF BALLINA	Chinderah		1996	52,041	22,141	10,600
CONSTRUCTION OF TAREE BYPASS, INCLUDING STRUCTURES, BETWEEN 160.5KM AND 176.5KM NORTH OF NEWCASTLE	Taree		1998	67,169	9,474	17,650
REILLEYS LANE REALIGNMENT INCLUDING PROVISION OF SOUTHBOUND OVERTAKING LANE 72.65KM TO 75.30KM NORTH OF COFFS HARBOUR	Milleara		1995	5,518	1,018	4,000
SH10 - PROVISION OF PASSING LANES AT VARIOUS LOCATIONS IN NEWCASTLE ZONE - FROM HEXHAM TO NEAR TELEGRAPH POINT	Nr Telegraph Point		1996	10,151	6,951	2,200
MORORO - TABBIMBLE DEVIATION 65 TO 63KM NORTH OF GRAFTON	Macleay		1996	8,155	555	6,300
REALIGNMENT INCLUDING SOUTHBOUND OVERTAKING LANE 88KM TO 92KM NORTH OF GRAFTON AT GAP RD	Woodburn		1998	8,740	140	200
RURAL - NEWELL HIGHWAY IMPROVEMENT						
NEWELL HIGHWAY						
REPLACEMENT OF RAIL CROSSINGS AND O'BRIENS CREEK BRIDGE AT NARRABRI	Narrabri		1994	5,437	5,187	250

PROJECT DESCRIPTION	LOCATION	START	COMPLETE	ESTIMATED TOTAL COST \$000	EXPENDITURE TO 30-06-94 \$000	ALLOCATION IN 1994-95 \$000
ROADS AND TRAFFIC AUTHORITY (cont)						
OTHER RURAL ROADS IMPROVEMENT						
<u>FEDERAL HIGHWAY</u>						
UPGRADING TO DUAL CARRIAGEWAYS AND REHABILITATION FROM SUTTON INTERCHANGE (TR52) TO BARTON HWY	Nr Canberra		1999	101,882	382	500
CONSTRUCTION OF DUAL CARRIAGEWAYS AT LAKE GEORGE 34KM TO 47KM FROM CANBERRA	Nr Collector		2000	80,185	1,185	4,000
<u>MITCHELL HIGHWAY</u>						
IMPROVE CROSSING OF DARLING RIVER AT NORTH BOURKE	North Bourke		1996	5,647	70	95
<u>OXLEY HIGHWAY</u>						
SH11 - NEW ROUTE OVER MOOKI FLOOD PLAIN INCLUDING BRIDGE CONSTRUCTION AT MOOKI RIVER, MOOKI OVERFLOW AND CARROLL CREEK	Nr Gunnedah		1996	6,503	1,123	3,300
<u>BARTON HIGHWAY</u>						
CONSTRUCTION OF DUAL CARRIAGEWAYS ON BARTON HIGHWAY TO CONNECT TO YASS BYPASS 3KM SOUTH OF YASS	Nr Yass		1995	38,530	24,530	13,000
<u>BRUXNER HIGHWAY</u>						
DUAL CARRIAGEWAYS ROUS ROAD TO KADINA ST GOONELLABAH 19KM TO 22KM WEST OF PACIFIC HIGHWAY	Goonellabah		1995	5,049	4,119	930
<u>MONARO HIGHWAY</u>						
SH19 RECONSTRUCTION ON IMPROVED REALIGNMENT AND SEALING EXISTING GRAVEL ROAD FROM 31.7KM TO 37.2KM STH OF BOMBALA	Nr Victorian border		1997	8,073	90	1,313
<u>COBB HIGHWAY</u>						
INITIAL SEAL BOOLIGAL AND JUMPING SANDHILL 78KM TO 127KM NORTH OF HAY	Nr Booligal		1996	7,792	5,092	1,400
<u>ALL OTHER RURAL ROADS</u>						
CONSTRUCTION OF REPLACEMENT BRIDGE AND APPROACHES OVER THE MURRAY RIVER AT COBRAM/ BAROOGA	Barooga		2001	9,513	18	20
CONSTRUCTION OF REPLACEMENT BRIDGE AND APPROACHES OVER MURRAY RIVER AT SWAN HILL	Swan Hill		2001	9,956	16	20
WIDENING BETWEEN FERN BAY AND NELSON BAY, 18KM TO 60KM NORTH OF NEWCASTLE	Anna Bay		1998	7,209	5,791	1,418
CONSTRUCTION OF REPLACEMENT BRIDGE AND APPROACHES OVER MURRAY RIVER AT HOWLONG	Howlong		1999	9,841	268	30

PROJECT DESCRIPTION	LOCATION	START	COMPLETE	ESTIMATED TOTAL COST \$000	EXPENDITURE TO 30-06-94 \$000	ALLOCATION IN 1994-95 \$000
ROADS AND TRAFFIC AUTHORITY (cont)						
WIDEN ROAD ON EAST WEST ROUTE IN COOLAH SHIRE	Nr Dunedoo		1998	7,341	293	798
WIDEN MR72 TO B-DOUBLE STANDARD IN NARRABRI SHIRE	Nr Boggabri		1997	5,476	1,445	1,351
CONSTRUCTION OF GOBBA DEVIATION AND BRIDGE	Wagga Wagga		1998	43,174	9,674	10,000
TOTAL, ENHANCEMENT PROGRAMME - MAJOR WORKS						434,912
ENHANCEMENT PROGRAMM - MINOR WORKS						241,747
MAINTENANCE PROGRAMME						508,160
USE PROGRAMME						104,821
SUPPORT SERVICES						182,476
						1,472,116
LESS: ADJUSTMENT FOR GOVERNMENT FINANCE STATISTICS PRESENTATION						(-) 22,640
TOTAL ROADS AND TRAFFIC AUTHORITY						1,449,476

PROJECT DESCRIPTION	LOCATION	START	COMPLETE	ESTIMATED TOTAL COST \$000	EXPENDITURE TO 30-06-94 \$000	ALLOCATION IN 1994-95 \$000
---------------------	----------	-------	----------	----------------------------------	-------------------------------------	-----------------------------------

TREASURER AND MINISTER FOR THE ARTS

THE TREASURY

PROGRAM OVERVIEW

The program provides for the development of computer systems, the relocation of the Office of State Revenue's Sydney office and the purchase and upgrade of plant and equipment.

MAJOR WORKS

NEW WORKS

OFFICE AUTOMATION PROJECT	Parramatta	1994	1997	2,765		999
---------------------------	------------	------	------	-------	--	-----

999

WORK-IN-PROGRESS

RELOCATION OF CITY OFFICE	Sydney	1992	1995	706	48	658
---------------------------	--------	------	------	-----	----	-----

CLIENT DATABASE COMPLIANCE SYSTEMS	Parramatta	1993	1996	1,290	493	372
------------------------------------	------------	------	------	-------	-----	-----

ELECTRONIC DATA MANAGEMENT PROJECT	Parramatta	1993	1995	1,228	704	524
------------------------------------	------------	------	------	-------	-----	-----

FINANCIAL ANALYSIS SYSTEM AND ELECTRONIC DATA INTERFACE NETWORK	Sydney	1993	1996	2,474	868	1,226
---	--------	------	------	-------	-----	-------

TAXLINE	Parramatta	1993	1995	1,222	310	912
---------	------------	------	------	-------	-----	-----

3,692

TOTAL, MAJOR WORKS

4,691

MINOR MISCELLANEOUS WORKS

1,125

TOTAL, THE TREASURY

5,816

PROJECT DESCRIPTION	LOCATION	START	COMPLETE	ESTIMATED TOTAL COST \$000	EXPENDITURE TO 30-06-94 \$000	ALLOCATION IN 1994-95 \$000
---------------------	----------	-------	----------	----------------------------------	-------------------------------------	-----------------------------------

CROWN TRANSACTIONS

PROGRAM OVERVIEW

The program meets the cost of various schemes to alleviate personal hardship and distress and to help primary producers, small businesses, councils and various voluntary non-profit organisations affected by floods, storms, bushfires or earthquakes.

The program also provides for the move of government agencies to the Governor Macquarie Tower Building and the fitout/refurbishment of government-owned buildings under the Government's CBD Asset Strategy, and includes advances to Non Budget Sector agencies and capital grants to the Property Services Group for capital costs relating to multi-occupancy office buildings and other Crown properties.

MAJOR WORKS

WORK-IN-PROGRESS

CENTRAL BUSINESS DISTRICT BUILDING ASSET STRATEGY	Sydney	1994	1998	118,709	1	61,015
--	--------	------	------	---------	---	--------

61,015

MINOR MISCELLANEOUS WORKS

13,455

TOTAL, CROWN TRANSACTIONS

74,470

MINISTRY FOR THE ARTS

PROGRAM OVERVIEW

The program provides for the maintenance and development of the State's cultural institutions and the refurbishment and maintenance of the Sydney Opera House.

MAJOR WORKS

NEW WORKS

CONSTRUCTION OF PERFORMING ARTS MUSEUM AT THE SYDNEY OPERA HOUSE	Sydney	1994	1997	5,487		377
MAINTENANCE OF ENTERTAINMENT CENTRE	Sydney	1994	1997	2,244		833

1,210

PROJECT DESCRIPTION	LOCATION	START	COMPLETE	ESTIMATED TOTAL COST \$000	EXPENDITURE TO 30-06-94 \$000	ALLOCATION IN 1994-95 \$000
MINISTRY FOR THE ARTS (cont)						
WORK-IN-PROGRESS						
ABORIGINAL CULTURAL CENTRE	Sydney	1993	1996	2,563	27	2,282
REFURBISHMENT AND REPAIRS AT WHARF 4/5 WALSH BAY	Sydney	1990	1996	7,448	6,049	1,259
SYDNEY OPERA HOUSE RESTORATION PROGRAM	Sydney	1989	1998	113,795	66,418	13,346
						16,887
TOTAL, MAJOR WORKS						18,097
MINOR MISCELLANEOUS WORKS						3,491
TOTAL, MINISTRY FOR THE ARTS						21,588
STATE LIBRARY						
PROGRAM OVERVIEW						
The program provides for the repair, renovation and extension of library facilities and the replacement and upgrade of plant and equipment.						
MAJOR WORKS						
WORK-IN-PROGRESS						
GENERAL REFERENCE LIBRARY EXTENSION	Sydney	1994	1995	2,214	185	1,826
						1,826
MINOR MISCELLANEOUS WORKS						3,745
TOTAL, STATE LIBRARY						5,571
AUSTRALIAN MUSEUM						
PROGRAM OVERVIEW						
The program provides for repair and refurbishment of Museum buildings, development of galleries and replacement and upgrade of plant and equipment.						
MAJOR WORKS						
WORK-IN-PROGRESS						
REFURBISHMENT OF FOYER	Sydney	1993	1996	764	54	639
						639
MINOR MISCELLANEOUS WORKS						1,303
TOTAL, AUSTRALIAN MUSEUM						1,942

PROJECT DESCRIPTION	LOCATION	START	COMPLETE	ESTIMATED TOTAL COST \$000	EXPENDITURE TO 30-06-94 \$000	ALLOCATION IN 1994-95 \$000
---------------------	----------	-------	----------	----------------------------------	-------------------------------------	-----------------------------------

MUSEUM OF APPLIED ARTS AND SCIENCES

PROGRAM OVERVIEW

The program provides for the upgrade and development of the Powerhouse Museum, the Mint and the Sydney Observatory.

MAJOR WORKS

NEW WORKS

MODIFICATIONS AND ADDITIONS TO THE HARWOOD BUILDING	Sydney	1994	1995	2,100		2,100
---	--------	------	------	-------	--	-------

2,100

MINOR MISCELLANEOUS WORKS

1,246

TOTAL, MUSEUM OF APPLIED ARTS AND SCIENCES

3,346

HISTORIC HOUSES TRUST

PROGRAM OVERVIEW

The program provides for essential repairs and renovations to historic houses, the development of exhibitions and the fitout of the Museum of Sydney on the site of First Government House.

MAJOR WORKS

WORK-IN-PROGRESS

CONSERVATION OF WALTER BURLEY GRIFFIN HOUSE	Castlecrag	1992	1995	682	592	90
MUSEUM OF SYDNEY ON THE SITE OF FIRST GOVERNMENT HOUSE - COMMEMORATIVE PLAZA AND MUSEUM	Sydney	1992	1995	6,184	214	5,530

5,620

MINOR MISCELLANEOUS WORKS

556

TOTAL, HISTORIC HOUSES TRUST

6,176

PROJECT DESCRIPTION	LOCATION	START	COMPLETE	ESTIMATED TOTAL COST \$000	EXPENDITURE TO 30-06-94 \$000	ALLOCATION IN 1994-95 \$000
---------------------	----------	-------	----------	----------------------------------	-------------------------------------	-----------------------------------

ART GALLERY

PROGRAM OVERVIEW

The program provides for the repair and refurbishment of the Art Gallery, the acquisition of art works and the replacement and upgrade of plant and equipment.

MAJOR WORKS

WORK-IN-PROGRESS

ACQUISITION OF WORKS OF ART	Sydney	1993	1997	9,372	7,472	450
COMPLETION OF ABORIGINAL GALLERY	Sydney	1994	1995	1,562	260	1,302

1,752

MINOR MISCELLANEOUS WORKS

527

TOTAL, ART GALLERY

2,279

NSW FILM AND TELEVISION OFFICE

PROGRAM OVERVIEW

The program provides for items of plant and equipment including computer equipment.

MINOR MISCELLANEOUS WORKS

27

TOTAL, NSW FILM AND TELEVISION OFFICE

27

PLUS: GRANTS TO NON BUDGET SECTOR AGENCIES

1,084,221

MOVEMENT IN INVENTORIES

170

LESS: INTRA BUDGET SECTOR TRANSACTIONS

(-) 12,740

TOTAL BUDGET SECTOR CAPITAL PROGRAM, 1994-95

4,195,242

3.3 NON BUDGET SECTOR CAPITAL PROJECTS

	Page
ATTORNEY GENERAL AND MINISTER FOR JUSTICE -	
Registry of Births, Deaths and Marriages	87
MINISTER FOR AGRICULTURE AND FISHERIES AND MINISTER FOR MINES -	
Sydney Market Authority	88
CHIEF SECRETARY AND MINISTER FOR ADMINISTRATIVE SERVICES -	
NSW Lotteries	89
MINISTER FOR EDUCATION, TRAINING AND YOUTH AFFAIRS AND MINISTER FOR TOURISM -	
Teacher Housing Authority	90
MINISTER FOR ENERGY AND MINISTER FOR LOCAL GOVERNMENT AND CO-OPERATIVES -	
Pacific Power	91
Illawarra Electricity	92
Prospect Electricity	94
Shortland Electricity	95
Sydney Electricity	96
Rural County Councils	98
MINISTER FOR THE ENVIRONMENT -	
Lord Howe Island Board	99
Waste Recycling and Processing Service	99
Zoological Parks Board	100
MINISTER FOR INDUSTRIAL RELATIONS AND EMPLOYMENT AND MINISTER FOR THE STATUS OF WOMEN -	
WorkCover Authority	101
MINISTER FOR LAND AND WATER CONSERVATION -	
Broken Hill Water Board	102
Commercial Soil Conservation Activities (Soil Business)	102
Land Titles Office	103
State Forests of NSW	104

MINISTER FOR PLANNING AND MINISTER FOR HOUSING -

Development Corporations -	
City West Development Corporation	105
Honeysuckle Development Corporation	105
Property Services Group	106
Sydney Region Development Fund	106
Property Services Group - Land Division	106
Darling Harbour Authority	107
Sydney Cove Authority	107
The Water Board	108
Hunter Water Corporation	120
Department of Housing	121

MINISTER FOR PUBLIC WORKS AND MINISTER FOR PORTS -

Chipping Norton Lake Authority	128
Fish River Water Supply	129
Maritime Services Board	129
Public Works Department	131
South West Tablelands Water Supply	131

MINISTER FOR SPORT, RECREATION AND RACING -

Eastern Creek Raceway	132
-----------------------------	-----

MINISTER FOR TRANSPORT AND MINISTER FOR ROADS -

State Rail Authority - Commercial	133
State Rail Authority - Non Commercial	135
State Transit Authority	139

TREASURER AND MINISTER FOR THE ARTS -

Sydney Opera House Trust	141
--------------------------------	-----

PROJECT DESCRIPTION	LOCATION	START	COMPLETE	ESTIMATED TOTAL COST \$000	EXPENDITURE TO 30-06-94 \$000	ALLOCATION IN 1994-95 \$000
---------------------	----------	-------	----------	----------------------------------	-------------------------------------	-----------------------------------

ATTORNEY GENERAL AND MINISTER FOR JUSTICE

REGISTRY OF BIRTHS, DEATHS AND MARRIAGES

PROGRAM OVERVIEW

The program provides for the cost of computer hardware and software for the Registry's computerised registration system.

MAJOR WORKS

WORK-IN-PROGRESS

DATA CONVERSION - LIFEDATA COMPUTER SYSTEM	Sydney	1992	1996	3,625	154	2,033
						2,033
TOTAL, REGISTRY OF BIRTHS, DEATHS AND MARRIAGES						2,033

PROJECT DESCRIPTION	LOCATION	START	COMPLETE	ESTIMATED	EXPENDITURE	ALLOCATION
				TOTAL COST	TO 30-06-84	IN 1984-85
				\$000	\$000	\$000

MINISTER FOR AGRICULTURE AND FISHERIES AND MINISTER FOR MINES

SYDNEY MARKET AUTHORITY

PROGRAM OVERVIEW

The program provides for the construction of additional warehouse space at the Authority's Market complex at Flemington and also provides for the purchase and replacement of plant and equipment.

MAJOR WORKS

WORK-IN-PROGRESS

EXTENSION TO EXISTING WAREHOUSE	Flemington	1993	1996	2,084	55	2,000
---------------------------------	------------	------	------	-------	----	-------

2,000

MINOR MISCELLANEOUS WORKS

2,016

TOTAL, SYDNEY MARKET AUTHORITY

4,016

PROJECT DESCRIPTION	LOCATION	START	COMPLETE	ESTIMATED TOTAL COST \$000	EXPENDITURE TO 30-06-94 \$000	ALLOCATION IN 1994-95 \$000
---------------------	----------	-------	----------	----------------------------------	-------------------------------------	-----------------------------------

CHIEF SECRETARY AND MINISTER FOR ADMINISTRATIVE SERVICES

NSW LOTTERIES

PROGRAM OVERVIEW

The program provides for the relocation of the whole operations of NSW Lotteries onto a single site at Homebush Bay. The program involves: the purchase of the site; the construction of a specific purpose building to house the on-line gaming computer system; and later, the construction of facilities for administration and warehousing.

MAJOR WORKS

WORK-IN-PROGRESS

RELOCATION OF HEAD OFFICE	Homebush	1993	1996	10,236	2,000	2,277
						<hr/> 2,277
TOTAL, NSW LOTTERIES						<hr/> 2,277

PROJECT DESCRIPTION	LOCATION	START	COMPLETE	ESTIMATED TOTAL COST \$000	EXPENDITURE TO 30-06-94 \$000	ALLOCATION IN 1994-95 \$000
---------------------	----------	-------	----------	----------------------------------	-------------------------------------	-----------------------------------

**MINISTER FOR EDUCATION, TRAINING AND YOUTH AFFAIRS
AND MINISTER FOR TOURISM**

TEACHER HOUSING AUTHORITY OF NEW SOUTH WALES

PROGRAM OVERVIEW

The program provides for the construction and upgrading of teacher housing facilities in the more remote areas of the State. The Authority administers some 1,785 dwellings (as at December 1993).

MINOR MISCELLANEOUS WORKS	5,000
----------------------------------	--------------

TOTAL, TEACHER HOUSING AUTHORITY OF NEW SOUTH WALES	5,000
--	--------------

PROJECT DESCRIPTION	LOCATION	START	COMPLETE	ESTIMATED TOTAL COST \$000	EXPENDITURE TO 30-06-94 \$000	ALLOCATION IN 1994-95 \$000
---------------------	----------	-------	----------	----------------------------------	-------------------------------------	-----------------------------------

MINISTER FOR ENERGY AND MINISTER FOR LOCAL GOVERNMENT AND CO-OPERATIVES

PACIFIC POWER

PROGRAM OVERVIEW

The program provides for capital works on existing power stations to improve environmental performance and to extend their serviceable life. The program also provides for the extension and upgrading of the electricity transmission grid in NSW to ensure a reliable overall electricity supply and to meet the growing demand for electricity in Western Sydney and in the south-west of the State.

MAJOR WORKS

NEW WORKS

HILLSTON SUBSTATION	Hillston	1994	1995	2,186		1,864
TECHNOLOGY CENTRE	Wollongong	1994	1999	3,690		1,150
						3,014

WORK-IN-PROGRESS

ARMIDALE - LISMORE TRANSMISSION LINE	Usmore	1992	1999	6,585	3,133	49
BAYSWATER - MISCELLANEOUS CAPITAL WORKS	Uddell	1987	1999	171,459	46,092	28,480
BUNNERONG - SITE CLEARANCE	Bunnerong	1992	1995	1,866	1,746	120
CONSTRUCTION OF MT PIPER POWER STATION - TWO 660MW UNITS	Portland	1980	1999	1,781,083	1,753,688	13,710
ERARING POWER STATION MISC CAPITAL WORKS	Dora Creek	1987	1999	59,922	45,984	6,901
ERARING REGIONAL OFFICE AND TRAINING CENTRE	Dora Creek	1990	1999	9,481	2,931	470
INVERELL - MOREE TRANSMISSION LINE	Moree	1992	1999	11,545	137	199
KEMPSEY - COFFS HARBOUR 330KV TRANSMISSION LINE	Kempsey	1992	1999	9,632	100	138
UIDDELL POWER STATION MISC CAPITAL WORKS	Uddell	1987	1999	300,937	209,586	11,446
LISMORE - MULLUMBIMBY 132KV TRANSMISSION LINE	Usmore	1992	1999	8,584	407	190
LISMORE SUPPLY COMPLEX	Usmore	1991	1999	63,504	19,182	8
MISCELLANEOUS COLLIERY EQUIPMENT	Various	1991	1998	152,835	56,835	28,000
MODIFICATION AND REFURBISHMENT - PACIFIC POWER BUILDING	Sydney	1990	1999	72,805	70,202	1,015
MUNMORAH POWER STATION MISC CAPITAL WORKS	Doyalson	1987	1999	148,910	127,620	7,760
NEWCASTLE TECHNOLOGY CENTRE	Newcastle	1991	1999	4,963	3,903	300
QUEENSLAND INTERCONNECTION TO NATIONAL ELECTRICITY GRID	Various	1992	1999	127,840	327	104
REGENTVILLE 300/132KV SUBSTATION	Regentville	1993	1997	20,564	123	410

PROJECT DESCRIPTION	LOCATION	START	COMPLETE	ESTIMATED TOTAL COST \$000	EXPENDITURE TO 30-06-94 \$000	ALLOCATION IN 1994-95 \$000
ILLAWARRA ELECTRICITY (cont)						
WORK-IN-PROGRESS						
BEGA/COBARGO 66KV LINE	Bega	1992	1995	1,943	1,008	935
BEGA/TATHRA 66KV LINE	Bega	1993	1995	735	50	685
FAIRFAXLANE / BOWRAL 33KV LINE	Bowral	1993	1995	850	600	250
MATERIALS ESTIMATION AND COSTING SOFTWARE - MINCOM PROJECT	Wollongong	1991	1995	2,936	2,561	375
REPLACE SWITCHGEAR MAHER ST BEGA SUBSTATION	Bega	1992	1996	1,127	957	120
SYSTEM CONTROL PROJECT - SCADA	Wollongong	1991	1995	1,889	1,620	269
						<hr/> 2,634
TOTAL, MAJOR WORKS						<hr/> 3,918
MINOR MISCELLANEOUS WORKS						<hr/> 32,350
TOTAL, ILLAWARRA ELECTRICITY						<hr/> 36,268

PROJECT DESCRIPTION	LOCATION	START	COMPLETE	ESTIMATED TOTAL COST \$000	EXPENDITURE TO 30-06-94 \$000	ALLOCATION IN 1994-95 \$000
---------------------	----------	-------	----------	----------------------------------	-------------------------------------	-----------------------------------

PROSPECT ELECTRICITY

PROGRAM OVERVIEW

The program provides for the construction and replacement of electricity distribution assets, the development of a Customer Service System and various other capital works.

MAJOR WORKS

NEW WORKS

EXPANSION OF MINTO DEPOT	Minto	1994	1995	840		840
WINMALEE ZONE SUBSTATION	Winmalee	1994	1996	2,990		1,310
						<u>2,150</u>

WORK-IN-PROGRESS

132KV FEEDERS FROM VINEYARD BSP TO HAWKESBURY TRANS SUBSTATION	Kurrajong	1993	1995	2,558	484	2,074
132KV FEEDERS PARKLEA TO SCHOFIELDS ROAD	Blacktown	1993	1995	2,850	1	1,100
ALBION STEEL NEW ZONE SUBSTATION	Penrith	1993	1995	1,950	1	1,950
BUDGET MANAGEMENT SYSTEM	Huntingwood	1993	1998	538	386	38
BUSINESS INFORMATION SYSTEM	Huntingwood	1993	1998	5,726	3,259	1,539
CASULA WEST ZONE SUBSTATION 2 X 10MVA 33/11KV TX'S (EX RCHMND)	Casula	1994	1996	3,612	24	610
CORPORATE HARDWARE	Huntingwood	1993	1996	6,125	1,948	3,326
CUSTOMER SERVICE SYSTEM	Huntingwood	1994	1996	10,800	1	4,200
DIGITAL MICROWAVE AND RADIO SYSTEMS	Huntingwood	1993	1995	6,668	4,883	1,785
DOCUMENT MANAGEMENT SYSTEM	Huntingwood	1993	1998	2,192	1,199	246
ELECTRONIC BUSINESS NETWORK	Huntingwood	1993	1997	8,672	5,338	924
ELIZABETH PARK EXHIBITION VILLAGE	Elizabeth Park	1994	1998	4,000	1	1,000
GIS-GEOGRAPHIC INFORMATION SYSTEM	Huntingwood	1993	1998	2,985	1,617	672
KATOOMBA NORTH TRANSMISSION SUBSTATION	Katoomba	1993	1995	3,562	15	2,885
MANAGEMENT INFORMATION REPORTING SYSTEM	Huntingwood	1993	1998	3,196	1,621	525
PENRITH CITYZONE SUBSTATION	Penrith	1994	1997	4,697	4	550
SOUTH DOONSIDE SUBSTATION	Doonside	1993	1995	5,211	3,043	2,168
UPGRADE OF CUSTOMER SERVICE SYSTEMS	Huntingwood	1994	1996	758	1	371

25,963

TOTAL, MAJOR WORKS

28,113

MINOR MISCELLANEOUS WORKS

80,497

TOTAL, PROSPECT ELECTRICITY

108,610

PROJECT DESCRIPTION	LOCATION	START	COMPLETE	ESTIMATED TOTAL COST \$000	EXPENDITURE TO 30-06-94 \$000	ALLOCATION IN 1994-95 \$000
---------------------	----------	-------	----------	----------------------------------	-------------------------------------	-----------------------------------

SHORTLAND ELECTRICITY

PROGRAM OVERVIEW

The program provides for the extension and replacement of the organisation's sub-transmission and distribution system assets to supply additional customers and maintain an acceptable standard of supply.

MAJOR WORKS

NEW WORKS

CITY MAIN 11KV SWITCH GEAR	Newcastle	1994	1997	1,412		512
UPGRADE 66KV SOUTHERN RING SINGLETON	Singleton	1994	1996	1,096		521

1,033

WORK-IN-PROGRESS

ENGINEERING SYSTEM DEVELOPMENT	Various	1992	1997	5,099	810	1,565
FINANCIAL MGMT INFORMATION SYSTEM	Newcastle	1991	1995	1,262	1,189	73
SYSTEM CONTROL PROJECT - SCADA	Various	1992	1998	2,656	1,259	122

1,760

TOTAL, MAJOR WORKS

2,793

MINOR MISCELLANEOUS WORKS

26,516

TOTAL, SHORTLAND ELECTRICITY

29,309

PROJECT DESCRIPTION	LOCATION	START	COMPLETE	ESTIMATED TOTAL COST \$000	EXPENDITURE TO 30-06-94 \$000	ALLOCATION IN 1994-95 \$000
---------------------	----------	-------	----------	----------------------------------	-------------------------------------	-----------------------------------

SYDNEY ELECTRICITY

PROGRAM OVERVIEW

The program provides for the replacement of ageing electricity assets, the relocation of Pyrmont zone substation, expenditure on recladding and refurbishing the head office and Homebush building and various other capital works.

MAJOR WORKS

NEW WORKS

APPRENTICE TRAINING FACILITIES	Zetland	1994	1994	800		800
CABLE LAYING (ST PETERS)	St Peters	1995	1995	1,150		1,150
FAIRFAX NEWSPAPERS SUBSTATION	Chullora	1994	1994	1,290		1,290
INSTALL AERIAL BUNDLED CABLE	Various	1994	1995	2,357		2,357
METER AND LCD PURCHASES	Various	1994	1995	7,300		7,300
OTHER - ONGOING MAINTENANCE	Various	1994	1995	650		650
PEATS RIDGE RECONDUCTING	Peats Ridge	1994	1995	750		750
POLE REPLACEMENT	Various	1994	1995	6,626		6,626
PROPERTY PURCHASES	Various	1994	1995	3,256		3,256
REGION REFURBISHMENT	Various	1994	1995	600		600
REMOVAL OF ABESTOS - EAST REG.	Zetland	1994	1994	600		600
UNDERGROUNDING OVERHEAD MAINS	Various	1994	1995	3,558		3,558
UPGRADE SIGNALS AND LINK BOXES	Sydney	1994	1995	1,000		1,000
UPGRADE SIGNALS AND LINK BOXES	Sydney	1994	1995	500		500
SMARTSTREAM	Sydney	1994	1995	780		780

31,217

PROJECT DESCRIPTION	LOCATION	START	COMPLETE	ESTIMATED TOTAL COST \$000	EXPENDITURE TO 30-06-94 \$000	ALLOCATION IN 1994-95 \$000
SYDNEY ELECTRICITY (CONT.)						
WORK-IN-PROGRESS						
BERKLEY VALE ZONE DEVELOPMENT	Berkley Vale	1994	1995	2,450	1	1,434
BIDIRECTIONAL COMMUNICATIONS	Various	1993	1996	4,400	900	1,500
CITY SIGNAL AND CTRL SYSTEM	Sydney	1991	1995	17,000	15,500	1,500
DRAWING MANAGEMENT SYSTEM	Wyong	1994	1998	3,050	150	268
HOMEBUSH BUSINESS PARK CENTRE	Homebush	1992	1995	17,520	12,748	4,772
MAPPING ASSETS	Gosford	1992	1997	19,471	5,480	3,991
PITT STREET	Sydney	1994	1994	1,600	700	900
PYRMONT DEVELOPMENT	Sydney	1993	1997	24,500	100	7,350
PYRMONT PITS AND DUCTS	Pyrmont	1993	1994	1,100	500	600
RODEN CUTLER HOUSE - REFURBISHMENT	Sydney	1994	1994	501	1	500
SOMERSBY ZONE SUBSTATION	Somersby	1993	1994	8,000	5,300	2,700
SYDNEY ELECTRICITY BUILDING - FACADE WORK	Sydney	1992	1994	9,597	4,797	4,800
SYDNEY ELECTRICITY BUILDING - INTERNAL WORKS	Sydney	1992	1997	25,500	3,000	6,244
SYDNEY SOUTH SUBSTATION	Sydney	1994	1995	601	1	600
SYS. RELIABILITY IMPROVE. PRGM	Various	1994	1995	5,478	1	5,477
						<hr/> 42,636
TOTAL, MAJOR WORKS						<hr/> 73,853
MINOR MISCELLANEOUS WORKS						<hr/> 97,847
TOTAL, SYDNEY ELECTRICITY						<hr/> 171,700

PROJECT DESCRIPTION	LOCATION	START	COMPLETE	ESTIMATED TOTAL COST \$000	EXPENDITURE TO 30-06-94 \$000	ALLOCATION IN 1994-95 \$000
---------------------	----------	-------	----------	----------------------------------	-------------------------------------	-----------------------------------

RURAL ELECTRICITY DISTRIBUTORS

PROGRAM OVERVIEW

The program provides for the borrowing requirements of the State's 21 rural electricity distributors, including those distributors which jointly supply electricity and water. In 1994-95, one distributor - Southern Riverina Electricity and Water - will fund part of its water supply capital works program by global borrowings.

MAJOR WORKS

NEW WORKS

CONSTRUCTION OF PUMPING STATION, RESERVOIR AND WATER MAINS	Wagga Wagga	1994	1997	1,814		419
CONSTRUCTION OF WATER RESERVOIRS AND MAINS	Uranquinty	1994	1995	553		303
WATER MAINS REPLACEMENT AND EXTENSION PROGRAM	Wagga Wagga	1994	1995	1,150		1,150

1,872

WORK-IN-PROGRESS

CONSTRUCTION OF WATER BORES AND RISING MAINS TO LINK EXISTING WATER MAINS	Wagga Wagga	1993	1997	2,982	1,070	1,262
---	-------------	------	------	-------	-------	-------

1,262

TOTAL, MAJOR WORKS

3,134

MINOR MISCELLANEOUS WORKS

400

TOTAL, RURAL ELECTRICITY DISTRIBUTORS

3,534

PROJECT DESCRIPTION	LOCATION	START	COMPLETE	ESTIMATED TOTAL COST \$000	EXPENDITURE TO 30-06-94 \$000	ALLOCATION IN 1994-95 \$000
---------------------	----------	-------	----------	----------------------------------	-------------------------------------	-----------------------------------

MINISTER FOR THE ENVIRONMENT

LORD HOWE ISLAND BOARD

PROGRAM OVERVIEW

The Lord Howe Island Board fulfils the role of a local government authority and is required to manage the Island's Kentia Palm seed operation and other general works projects including roadworks, the airport and waste disposal.

MAJOR WORKS

WORK-IN-PROGRESS

ROADWORKS	Lord Howe Island	1989	1997	1,843	1,000	171
						171

MINOR MISCELLANEOUS WORKS

204

TOTAL, LORD HOWE ISLAND BOARD

 375

WASTE RECYCLING AND PROCESSING SERVICE OF NEW SOUTH WALES

PROGRAM OVERVIEW

The program provides for the provision of waste management facilities including recycling and processing for solid waste from households, commerce, etc. The program also provides facilities for disposal of industrial liquid waste.

MAJOR WORKS

NEW WORKS

DEVELOPMENT OF NON PUTRESCIBLE AND MINI PUTRESCIBLE FACILITY	Bankstown	1994	1995	3,043		3,043
ENVIRONMENTAL AND MONITORING WORK AT CASTLEREAGH	Castlereagh	1994	1996	3,195		2,474
MATERIAL RECOVERY FACILITIES	Various	1994	1997	6,156		1,521
PURCHASE OF LAND AT RYDE FOR MATERIAL RECYCLING FACILITY	Ryde	1994	1995	1,010		1,010
PURCHASE OF NON PUTRESCIBLE LANDFILL	Various	1994	1995	5,048		5,048
RECYCLING AND PROCESSING CENTRES AT REGIONAL DEPOTS	Various	1994	1999	2,137		1,313
WASTE MANAGEMENT FACILITY AT BANKSTOWN	Bankstown	1994	1995	5,048		5,048
						19,457

PROJECT DESCRIPTION	LOCATION	START	COMPLETE	ESTIMATED TOTAL COST \$000	EXPENDITURE TO 30-06-94 \$000	ALLOCATION IN 1994-95 \$000
WASTE RECYCLING AND PROCESSING SERVICE OF NEW SOUTH WALES (cont)						
WORK-IN-PROGRESS						
DEVELOPMENT OF EXISTING TRANSFER STATIONS	Various	1989	1999	13,446	6,854	1,030
DEVELOPMENT OF REGIONAL SOLID WASTE LANDFILL DEPOTS	Various	1986	1999	22,273	11,591	5,223
LIQUID TREATMENT AND DISPOSAL - CASTLEREAGH AND LIDCOMBE	Castlereagh/ Lidcombe	1986	1999	32,882	29,954	867
SCHEDULED WASTE TECHNOLOGY	Various	1993	1999	13,078	902	2,952
						10,072
TOTAL, MAJOR WORKS						29,529
MINOR MISCELLANEOUS WORKS						990
TOTAL, WASTE RECYCLING AND PROCESSING SERVICE OF NEW SOUTH WALES						30,519

ZOOLOGICAL PARKS BOARD

PROGRAM OVERVIEW

The program provides for exhibit development and essential asset maintenance at Taronga Park Zoo (Mosman) and Western Plains Zoo (Dubbo).

MAJOR WORKS

NEW WORKS

GORILLA EXHIBIT	Mosman	1994	1995	507		507
WASTEWATER RE-USE SYSTEM	Mosman	1994	1995	1,472		1,472
						1,979
MINOR MISCELLANEOUS WORKS						3,250
TOTAL, ZOOLOGICAL PARKS BOARD						5,229

PROJECT DESCRIPTION	LOCATION	START	COMPLETE	ESTIMATED	EXPENDITURE	ALLOCATION
				TOTAL COST	TO 30-06-94	IN 1994-95
				\$000	\$000	\$000

**MINISTER FOR INDUSTRIAL RELATIONS AND EMPLOYMENT,
AND MINISTER FOR THE STATUS OF WOMEN**

WORKCOVER AUTHORITY

PROGRAM OVERVIEW

The program provides for continued implementation of an Information systems five year plan and various fitouts and plant and equipment purchases. The program also provides for the construction of a rehabilitation centre at Ryde.

MAJOR WORKS

WORK-IN-PROGRESS

REHABILITATION CENTRE	Ryde	1993	1995	16,000	104	11,157
COMPUTER SYSTEM DEVELOPMENT	Various	1991	1996	15,600	4,613	6,593

17,750

MINOR MISCELLANEOUS WORKS

3,800

TOTAL, WORKCOVER AUTHORITY

21,550

PROJECT DESCRIPTION	LOCATION	START	COMPLETE	ESTIMATED TOTAL COST \$000	EXPENDITURE TO 30-06-94 \$000	ALLOCATION IN 1994-95 \$000
---------------------	----------	-------	----------	----------------------------------	-------------------------------------	-----------------------------------

MINISTER FOR LAND AND WATER CONSERVATION

BROKEN HILL WATER BOARD

PROGRAM OVERVIEW

The program provides facilities for the conservation, treatment and distribution of water for domestic and other uses, the provision and extension of reticulation systems and for the collection of sewage and its treatment and disposal.

MAJOR WORKS

WORK-IN-PROGRESS

CONVERSION OF STEPHENS CREEK POWER STATION TO 50HZ POWER	Broken Hill	1983	1995	2,082	1,989	93
MENINDEE AND KINALUNG - REPLACEMENT OF PUMPING EQUIPMENT	Broken Hill	1989	1995	3,360	755	2,605
WARREN STREET SEWERAGE RISING MAIN - CONSTRUCTION	Broken Hill	1987	1995	886	615	271

2,969

MINOR MISCELLANEOUS WORKS

500

TOTAL, BROKEN HILL WATER BOARD

3,469

COMMERCIAL SOIL CONSERVATION ACTIVITIES (SOIL BUSINESS)

PROGRAM OVERVIEW

The program provides for capital works undertaken in respect of the Department's commercial activities associated with soil conservation earthworks and consultancies.

MINOR MISCELLANEOUS WORKS

3,365

TOTAL, COMMERCIAL SOIL CONSERVATION ACTIVITIES) (SOIL BUSINESS)

3,365

PROJECT DESCRIPTION	LOCATION	START	COMPLETE	ESTIMATED TOTAL COST \$000	EXPENDITURE TO 30-06-94 \$000	ALLOCATION IN 1994-95 \$000
---------------------	----------	-------	----------	----------------------------------	-------------------------------------	-----------------------------------

LAND TITLES OFFICE

PROGRAM OVERVIEW

The program provides for the upgrade of computer systems and building refurbishments.

MAJOR WORKS

WORK-IN-PROGRESS

AIR COND. UPGRADE/REFURBISHMENTS	Sydney	1991	1995	787	662	125
COMPUTER INTEGRATION PROJECT	Sydney	1991	1995	4,211	3,650	561
OPTICAL DISK (DEALINGS)	Sydney	1992	1995	3,132	245	2,887
REFURBISHMENTS OF LAND TITLES OFFICE BUILDING	Sydney	1990	1997	5,963	3,689	674

4,247

MINOR MISCELLANEOUS WORKS

1,120

TOTAL, LAND TITLES OFFICE

5,367

PROJECT DESCRIPTION	LOCATION	START	COMPLETE	ESTIMATED TOTAL COST \$000	EXPENDITURE TO 30-06-94 \$000	ALLOCATION IN 1994-95 \$000
---------------------	----------	-------	----------	----------------------------------	-------------------------------------	-----------------------------------

STATE FORESTS OF NSW

PROGRAM OVERVIEW

The program aims to provide the State with timber from State Forests whilst also ensuring that the flora, fauna, soil and water resources therein are preserved.

The program provides for expenditure of \$17.2 million on softwood plantations and \$6 million on the development of hardwood plantations, as well as expenditure on road and bridge construction, purchase of plant and equipment for forest management and of other infrastructure.

MAJOR WORKS

NEW WORKS

GROWING STOCK SOFTWOODS REGION CULTURAL AND FOREST IMPROVEMENT PRUNING FIRST LIFT	Oberon	1994	1995	516		516
GROWING STOCK SOFTWOODS REGION CULTURAL AND FOREST IMPROVEMENT PRUNING FIRST LIFT	Tumbarumba	1994	1995	587		587
GROWING STOCK SOUTHERN REGION CULTURAL AND FOREST IMPROVEMENT PRUNING	Bombala	1994	1995	580		580
HARDWOOD PLANTATION DEVELOPMENT	Various	1994	1995	6,000		6,000
SOFTWOODS REGION SITE PREPARATION SECOND ROTATION	Tumbarumba	1994	1995	655		655
SURVEY AND CONSTRUCTION OF ROADS AND BRIDGES SOFTWOODS REGION WEE JASPER STAGES 2/3	Tumut	1994	1995	520		520
SURVEY AND REPAIR OF ROADS AND BRIDGES SOUTHERN REGION IMLAY ROAD STABILIZE	Eden	1994	1995	545		545
						<hr/> 9,403 <hr/>
MINOR MISCELLANEOUS WORKS						<hr/> 33,503 <hr/>
TOTAL, STATE FORESTS OF NSW						<hr/> 42,906 <hr/>

PROJECT DESCRIPTION	LOCATION	START	COMPLETE	ESTIMATED TOTAL COST \$000	EXPENDITURE TO 30-06-94 \$000	ALLOCATION IN 1994-95 \$000
---------------------	----------	-------	----------	----------------------------------	-------------------------------------	-----------------------------------

MINISTER FOR PLANNING AND MINISTER FOR HOUSING CITY WEST DEVELOPMENT CORPORATION

PROGRAM OVERVIEW

The program provides for redevelopment in the City West areas of Pyrmont/Ultimo, White Bay/Glebe Island/Rozelle and Central/Eveleigh. The development includes new open spaces, affordable and public housing projects, a light rail system, physical and social infrastructure and a research technology park.

MAJOR WORKS

WORK-IN-PROGRESS

ADVANCED TECHNOLOGY PARK -EVELEIGH	Redfern	1992	1999	25,555	3,359	6,159
CITY WEST REDEVELOPMENT	Sydney	1992	1997	635,487	98,290	89,638
						95,797
TOTAL, CITY WEST DEVELOPMENT CORPORATION						95,797

HONEYSUCKLE DEVELOPMENT CORPORATION

PROGRAM OVERVIEW

The program provides for the redevelopment of the Honeysuckle waterfront site in central Newcastle. The development includes over 5kms of continuous open space and pedestrian harbour foreshore access, affordable housing projects, new community facilities, performance spaces and cultural facilities and a new marina for commercial and recreational boats.

MAJOR WORKS

WORK-IN-PROGRESS

HONEYSUCKLE REDEVELOPMENT	Newcastle	1992	1997	119,096	29,885	32,933
						32,933
TOTAL, HONEYSUCKLE DEVELOPMENT CORPORATION						32,933

PROJECT DESCRIPTION	LOCATION	START	COMPLETE	ESTIMATED TOTAL COST \$000	EXPENDITURE TO 30-06-94 \$000	ALLOCATION IN 1994-95 \$000
---------------------	----------	-------	----------	----------------------------------	-------------------------------------	-----------------------------------

PROPERTY SERVICES GROUP

PROGRAM OVERVIEW

The program provides for the management, development and disposal of surplus SRA land at Chullora.

MAJOR WORKS

WORK-IN-PROGRESS

CHULLORA RAILWAY GOODS YARD	Chullora	1991	1997	9,327	3,129	3,108
-----------------------------	----------	------	------	-------	-------	-------

3,108

MINOR MISCELLANEOUS WORKS

2,120

TOTAL, PROPERTY SERVICES GROUP

5,228

SYDNEY REGION DEVELOPMENT FUND

PROGRAM OVERVIEW

The Sydney Region Development Fund aims to facilitate the planning and development of metropolitan Sydney through identifying and financing land acquisitions required for future planning purposes. This has resulted in the development of significant community assets including regional open space and major freeways.

An amount of \$17.5 million has been allocated for land acquisitions by the Sydney Region Development Fund in 1994-95.

An allocation of \$1.3 million has also been included for Greenspace Grants for community open space enhancements.

MINOR MISCELLANEOUS WORKS

19,366

TOTAL, SYDNEY REGION DEVELOPMENT FUND

19,366

PROPERTY SERVICES GROUP - LAND DIVISION

PROGRAM OVERVIEW

This program provides for land acquisition, land development and land sales. The program will enable the development of 2800 lots and provides for a contribution to the Rouse Hill Infrastructure project.

MINOR MISCELLANEOUS WORKS

130,000

TOTAL, PROPERTY SERVICES GROUP - LAND DIVISION

130,000

PROJECT DESCRIPTION	LOCATION	START	COMPLETE	ESTIMATED TOTAL COST \$000	EXPENDITURE TO 30-06-94 \$000	ALLOCATION IN 1994-95 \$000
---------------------	----------	-------	----------	----------------------------------	-------------------------------------	-----------------------------------

DARLING HARBOUR AUTHORITY

PROGRAM OVERVIEW

The program is dedicated towards minor works associated with the Darling Harbour Authority's infrastructure program and for integration in relation to development works at Darling Harbour.

MINOR MISCELLANEOUS WORKS						3,617
TOTAL, DARLING HARBOUR AUTHORITY						3,617

SYDNEY COVE AUTHORITY

PROGRAM OVERVIEW

The program provides for the restoration and refurbishment of historic buildings and a range of streetscape and infrastructure improvements. It continues the process of revitalisation of the Rocks in a manner which is commercially, financially and environmentally responsible.

MAJOR WORKS

NEW WORKS

CUMBERLAND ST TERRACES	The Rocks, Sydney	1995	1996	1,010		1,010
						1,010

WORK-IN-PROGRESS

CONSERVATION OF THE LONGS LANE GROUP OF BUILDINGS AND THE ADJACENT LANEWAYS - REESTABLISHMENT FOR RESIDENTIAL USES.	The Rocks, Sydney	1990	1994	3,397	1,897	1,500
EXTENDED AND REFURBISH AMBULANCE STATION	The Rocks, Sydney	1994	1995	1,100	357	743
RESTORATION OF THE OLD ARGYLE CENTRE	The Rocks, Sydney	1991	1994	6,819	4,516	2,303
UPGRADING ROADS AND FOOTPATHS	The Rocks, Sydney	1990	1996	11,260	9,010	500
						5,046

TOTAL, MAJOR WORKS						6,056
---------------------------	--	--	--	--	--	--------------

MINOR MISCELLANEOUS WORKS						1,628
----------------------------------	--	--	--	--	--	--------------

TOTAL, SYDNEY COVE AUTHORITY						7,684
-------------------------------------	--	--	--	--	--	--------------

PROJECT DESCRIPTION	LOCATION	START	COMPLETE	ESTIMATED TOTAL COST \$000	EXPENDITURE TO 30-06-94 \$000	ALLOCATION IN 1994-95 \$000
---------------------	----------	-------	----------	----------------------------------	-------------------------------------	-----------------------------------

THE WATER BOARD

PROGRAM OVERVIEW

The program provides for the construction and upgrading of water, sewerage and drainage systems, and environmental protection projects in line with regulatory and licensing requirements, maintenance of drinking water quality, environmental protection, and renewal and refurbishment of ageing capital assets.

MAJOR WORKS

NEW WORKS

(BONDI OCEAN OUTFALL SYSTEM) BLAIR ST BONDI - REHABILITATION	Bondi	1995	1996	1,550		50
(SOUTH WESTERN SUBURBS OCEAN OUTFALL SYSTEM) - HALE ST, BOTANY - REHABILITATION	Botany	1994	1996	2,100		600
(SOUTH WESTERN SUBURBS OCEAN OUTFALL SYSTEM) - SILT PIT RENOVATION - BOTANY	Botany	1995	1996	850		50
1200MM CITY TUNNEL SHAFT 11 TO BOTANY LINK	Erskineville	1994	1995	800		800
375MM WOODVILLE RD WATERMAIN RENEWAL	Granville	1994	1995	878		878
900MM ILLAWARRA MAIN RELINING, ENFIELD MASHALLING YARDS	Enfield	1994	1995	1,500		1,500
ALBION PK RESERVOIR AUTOMATED INLET CONTROL VALVE AND INLET MAIN (2COMPONENTS)	Albion Park	1994	1997	2,685		85
ALLEN MAIN ALTERNATIVE SUPPLY	Rookwood	1994	1996	4,000		1,000
AMPLIFICATION MIDDLE HARBOUR CARRIER	Various	1994	1997	11,800		800
BELLAMBI SEWAGE TREATMENT PLANT - AMPLIFICATION	Bellambi	1994	1999	2,350		150
BELLAMBI SEWAGE TREATMENT PLANT - AUTOMATION	Bellambi	1994	1997	1,481		250
BELLAMBI SEWAGE TREATMENT PLANT SLUDGE HANDLING	Bellambi	1994	1999	3,880		150
BERKELEY/DAPTO TRUNK MAIN AMPLIFICATION	Various	1994	1999	52,200		300
BLACKHEATH SEWAGE PUMPING STATION INTERIM SCHEME	Blackheath	1994	1997	1,200		600
BOARD SHARE OF WORKS CONSEQUENT ON OTHER AUTHORITIES (NORTH WESTERN REGION)	Various	1994	1995	550		550
BOARDS SHARE OF DEVELOPER WORK (NORTH WESTERN REGION)	Various	1994	1995	3,650		3,650

PROJECT DESCRIPTION	LOCATION	START	COMPLETE	ESTIMATED TOTAL COST \$000	EXPENDITURE TO 30-06-94 \$000	ALLOCATION IN 1994-95 \$000
THE WATER BOARD (cont)						
NEW WORKS (cont)						
BONDI SEWAGE TREATMENT PLANT - REDUCE ODOUR NUISANCE	Bondi	1994	1999	670		620
BONDI SEWAGE TREATMENT PLANT - RENEWALS	Bondi	1994	1997	900		300
BONDI SEWAGE TREATMENT PLANT - SYSTEM CONTROL AND DATA ACQUISITION (SCADA) INSTRUMENTATION	Bondi	1994	1999	4,500		1,500
CENTRAL REGION VENTSHAFT RENEWALS	Various	1994	1998	1,600		400
CRONULLA SEWAGE TREATMENT PLANT - 01200 AND 0900 EFFLUENT PIPELINE RELINE	Cronulla	1994	1997	3,700		1,000
CRONULLA SEWAGE TREATMENT PLANT - DEWATERED SLUDGE STOCKPILE	Cronulla	1994	1999	1,000		600
CRONULLA SEWAGE TREATMENT PLANT - ODOUR REDUCTION	Cronulla	1994	1997	2,800		300
CRONULLA SEWAGE TREATMENT PLANT - TWO ADDITIONAL BAR SCREENS (RAW SEWAGE)	Cronulla	1994	1999	524		300
DAPTO / KIAMA TRUNKMAIN STAGE 2	Various	1994	1997	5,330		200
GLENFIELD SEWAGE TREATMENT PLANT - ODOUR REDUCTION	Glenfield	1994	1997	2,250		250
GLENFIELD SEWAGE TREATMENT PLANT - SYSTEM CONTROL AND DATA ACQUISITION (SCADA)	Glenfield	1994	1997	2,700		200
HORNSBY HEIGHTS SEWAGE TREATMENT PLANT - FLOW EQUALISATION	Hornsby	1994	1996	1,000		250
INFILTRATION / INFLOW CORRECTION - REHABILITATION	Various	1994	1998	22,200		3,600
INFLOW / INFILTRATION CORRECTION (BEVERLY HILLS) REHABILITATION	Beverly Hills	1994	1995	1,800		1,800
INSTALLATION OF VENT SHAFTS OF NORTH GEORGES RIVER SUBMAIN, PACKAGE B	Bankstown	1994	1996	600		300
INTEGRATED INSTRUMENTATION CONTROL AUTOMATION AND TELEMETRY (IICATS) SYSTEM (NORTH WESTERN)	Various	1994	1997	1,300		300
LABORATORY UPGRADE (VARIOUS SEWAGE TREATMENT PLANT'S) INLAND WASTEWATER TREATMENT BRANCH	Various	1994	1995	517		517
LIVERPOOL SEWAGE TREATMENT PLANT - AUTOMATION (GRIT SCREENING AND SLUDGE HANDLING)	Warwick Farm	1994	1997	2,050		200
LIVERPOOL SEWAGE TREATMENT PLANT - DECOMMISSIONING OF TRICKLING FILTER PLANT	Warwick Farm	1994	1997	1,040		540
LIVERPOOL SEWAGE TREATMENT PLANT - SYSTEM CONTROL AND DATA ACQUISITION (SCADA)	Warwick Farm	1994	1997	2,600		300
MAIN EASTERN MARRICKVILLE - REHABILITATION	Marrickville	1994	1996	2,000		500

PROJECT DESCRIPTION	LOCATION	START	COMPLETE	ESTIMATED TOTAL COST \$000	EXPENDITURE TO 30-06-94 \$000	ALLOCATION IN 1994-95 \$000
THE WATER BOARD (cont)						
NEW WORKS (cont)						
MALABAR SEWAGE TREATMENT PLANT - DIGESTER HEATING SYSTEM UPGRADE	Malabar	1994	1995	1,000		1,000
MALABAR SEWAGE TREATMENT PLANT - FIRE PROTECTION SYSTEM UPGRADE	Malabar	1994	1999	1,500		1,400
MALABAR SEWAGE TREATMENT PLANT - GRIT SYSTEM UPGRADE	Malabar	1994	1995	1,000		1,000
MALABAR SEWAGE TREATMENT PLANT - INCINERATION EMISSION CONTROL	Malabar	1994	1997	2,000		500
MALABAR SEWAGE TREATMENT PLANT - ODOUR CONTROL - ABOVE GROUND INSTALLATION	Malabar	1994	1999	3,000		1,500
MALABAR SEWAGE TREATMENT PLANT - PLANT LIGHTING UPGRADE	Malabar	1994	1995	600		600
MALABAR SEWAGE TREATMENT PLANT - SCUM COLLECTION SYSTEM	Malabar	1994	1997	1,000		200
MALABAR SEWAGE TREATMENT PLANT - SLUDGE COLLECTION SYSTEM	Malabar	1994	1997	3,000		500
MALABAR SEWAGE TREATMENT PLANT - VENTILATION SYSTEM UPGRADE	Malabar	1994	1997	3,000		500
MALABAR SEWAGE TREATMENT PLANT - WATER RETICULATION UPGRADE (RECYCLED EFFLUENT)	Malabar	1994	1995	1,300		1,300
MALABAR SEWAGE TREATMENT PLANT - WATER RETICULATION UPGRADE (RINGMAIN CONNECTION)	Malabar	1994	1995	500		500
MINCHINBURY 40ML RESERVOIR	Minchinbury	1994	1999	6,800		200
NORTH HEAD SEWAGE TREATMENT PLANT - ASSET RENEWALS	Manly	1994	1997	1,500		500
NORTH HEAD SEWAGE TREATMENT PLANT - INSTRUMENT UPGRADE	Manly	1994	1999	500		300
NORTH HEAD SEWAGE TREATMENT PLANT - INTERIM GREASE	Manly	1994	1999	19,880		3,000
NORTH HEAD SEWAGE TREATMENT PLANT - ODOUR CONTROL	Manly	1994	1999	1,000		920
NORTH HEAD SEWAGE TREATMENT PLANT - PELLETISER DRYER AND STABILISATION	Manly	1994	1999	12,500		300
NORTH HEAD SEWAGE TREATMENT PLANT - RAW SEWAGE PUMP CONTROLS	Manly	1994	1999	2,400		1,700
NORTHERN SEWAGE TREATMENT PLANTS - ONLINE PROCESS MONITORING	Chatswood	1994	1997	600		50
NORTHERN SUBURBS OCEAN OUTFALL (NSOOS) CATCHMENT CARRIERS RENEWAL PARRAMATTA	Parramatta	1994	1995	2,200		2,200
OAK FLATS RESERVOIR S/E OUTLET MAIN STAGE 2	Oak Flats	1994	1995	1,700		1,700
OTHER AUTHORITY DRAINAGE WORKS CENTRAL REGION	Various	1994	1998	500		200
PENRITH SEWAGE TREATMENT PLANT - ODOUR CONTROLS	Penrith	1994	1996	500		200

PROJECT DESCRIPTION	LOCATION	START	COMPLETE	ESTIMATED TOTAL COST \$000	EXPENDITURE TO 30-06-94 \$000	ALLOCATION IN 1994-95 \$000
THE WATER BOARD (cont)						
NEW WORKS (cont)						
PENRITH SEWAGE TREATMENT PLANT - PROCESS CONVERSION TO MLE	Penrith	1994	1995	3,000		3,000
PENRITH SEWAGE TREATMENT PLANT - TERTIARY FILTERS (INCLUDING MULTI POINT DOSING)	Penrith	1994	1996	9,000		1,000
PIPEHEAD SURGE TANK AND PIPELINE	Gulldford	1994	1996	4,000		500
PLC UPGRADES FOR 50 SUTHERLAND SEWAGE PUMPING STATION NUMBER'S	Cronulla	1994	1997	3,950		1,000
PORT KEMBLA SEWAGE TREATMENT PLANT - AUTOMATION	Port Kembla	1994	1997	1,186		200
PRODUCTS MARKETING - BIOSOLIDS STORAGE FACILITY	Various	1994	1995	3,000		3,000
PYRMONT DRAINAGE AMPLIFICATIONS	Various	1994	1995	1,560		1,560
PYRMONT SEWER AMPLIFICATIONS	Pyrmont	1994	1997	1,556		556
QUAKERS HILL AND ST MARYS SEWAGE TREATMENT PLANTS CATCHMENT CARRIERS RENEWAL	Various	1994	1995	2,000		2,000
QUAKERS HILL SEWAGE TREATMENT PLANT - ADDITIONAL AERATION BLOWER	Quakers Hill	1994	1999	600		550
QUAKERS HILL SEWAGE TREATMENT PLANT - FACILITIES TO STABALISE SLUDGE	Quakers Hill	1994	1996	550		300
QUAKERS HILL SEWAGE TREATMENT PLANT - REFURBISH TERTIARY FILTERS (DUEL MEDIA)	Quakers Hill	1994	1996	850		200
QUAKERS HILL SEWAGE TREATMENT PLANT - RENEW IDAL DIFFUSER	Quakers Hill	1994	1995	690		690
QUAKERS HILL SEWAGE TREATMENT PLANT - SLUDGE DEWATERING	Quakers Hill	1994	1995	500		500
QUAKERS HILL SEWAGE TREATMENT PLANT - UPGRADE OF ELECTRICAL AUDIT ITEMS	Quakers Hill	1994	1999	1,260		450
REPLACE UNLINED MAINS ENGADINE	Engadine	1994	1995	800		800
REPLACE UNLINED MAINS LOFTUS	Loftus	1994	1995	850		850
RESERVOIR MECHANICAL MIXERS 1994/95	Various	1994	1997	684		200
RESERVOIR UPGRADING NORTH WESTERN REGION	Various	1994	1999	500		100
RESERVOIR WATER QUALITY MODIFICATIONS NORTH RICHMOND AND ORCHARD HILLS	Various	1994	1997	1,250		250

PROJECT DESCRIPTION	LOCATION	START	COMPLETE	ESTIMATED TOTAL COST \$000	EXPENDITURE TO 30-06-94 \$000	ALLOCATION IN 1994-95 \$000
THE WATER BOARD (cont)						
NEW WORKS (cont)						
RICHMOND SEWAGE TREATMENT PLANT - INTERIM UPGRADE	Richmond	1994	1999	2,500		200
ROUSE HILL ASSETS INCLUDING PAYMENT TO CONSORTIUM FINANCIERS AND ASSETS CONSTRUCTED BY CONSORTIUM	Rouse Hill	1994	1995	254,000		254,000
SEWAGE PUMPING STATION NUMBER 112 MECHANICAL / ELECTRICAL UPGRADE	Beverley Park	1994	1997	1,036		150
SEWAGE PUMPING STATION NUMBER 119 MECHANICAL / ELECTRICAL UPGRADE (SWBY)	Alexandria	1994	1997	840		50
SEWAGE PUMPING STATION NUMBER 134 MECHANICAL / ELECTRICAL UPGRADE (SWGR)	Ramsgate	1994	1997	600		20
SEWAGE PUMPING STATION NUMBER 255 ELECTRICAL UPGRADE	Carlingbah	1994	1996	800		80
SEWAGE PUMPING STATION NUMBER 360 STATION RENEWAL	Woronora	1994	1996	800		80
SEWAGE PUMPING STATION NUMBER 83 CLISSOLD CAMPSIE RENEW AND AMPLIFY	Campsie	1994	1997	1,100		400
SEWAGE PUMPING STATION NUMBER 85 FIFTH CAMPSIE RENEW AND AMPLIFY	Campsie	1994	1997	1,100		400
SEWAGE PUMPING STATION NUMBERS 216, 322, 337, 400 RENEWALS (4 COMPONENTS)	Various	1994	1996	1,700		220
SEWAGE TREATMENT PLANTS SPILLAGE SEPARATION	Various	1994	1995	610		610
SEWER LINING SALT PAN CREEK AQUEDUCT	Various	1994	1995	900		900
SEWER LININGS 1994/95 (SOUTH WESTERN REGION)	Various	1994	1995	2,100		2,100
SEWER SUNDRY DEBTOR	Various	1994	1998	1,600		400
SOUTH HAZELBROOK AREA 2 AND 3 BACKLOG SEWERAGE	Hazelbrook	1994	1995	3,270		3,270
ST MARYS SEWAGE TREATMENT PLANT - PERMANENT SLUDGE STORAGE FACILITIES	Dunheved	1994	1996	1,407		1,200
ST MARYS SEWAGE TREATMENT PLANT - PROCESS CONVERSION (MLE)	Dunheved	1994	1995	4,500		4,500
ST MARYS SEWAGE TREATMENT PLANT - RENEW AERATION SYSTEM	Dunheved	1994	1996	1,638		1,458
STORMWATER CHANNEL RENEWALS - CENTRAL REGION	Various	1994	1998	800		200
TRUNK MAIN AQUEDUCTS NORTH WESTERN REGION	Parramatta	1994	1999	500		100
VENTILATION OF WARRIEWOOD SYSTEM	Various	1994	1996	840		40
WARRAGAMBA SEWER RENEWAL	Warragamba	1994	1996	4,500		300

PROJECT DESCRIPTION	LOCATION	START	COMPLETE	ESTIMATED TOTAL COST \$000	EXPENDITURE TO 30-06-94 \$000	ALLOCATION IN 1994-95 \$000
THE WATER BOARD (cont)						
NEW WORKS (cont)						
WARRIEWOOD SEWAGE TREATMENT PLANT - ODOUR REDUCTION PROJECT	Warrlewood	1994	1999	600		300
WARRIEWOOD SEWAGE TREATMENT PLANT - SYSTEM CONTROL AND DATA ACQUISITION (SCADA)	Warrlewood	1994	1997	1,500		300
WATER ITEMS - CONSEQUENCE OF OTHER AUTHORITIES (SOUTH WESTERN REGION)	Various	1994	1998	1,000		250
WATER PUMPING STATION NUMBER 18 KILLARA RENEWAL (B)	Killara	1994	1996	840		110
WATER PUMPING STATION NUMBER 3 LAKEMBA - ELECTRICAL UPGRADE	Wiley Park	1994	1996	750		50
WATER PUMPING STATION NUMBER 85 ASHFIELD - ELECTRICAL UPGRADE	Ashfield	1994	1996	650		50
WATERMAIN EXTENSIONS BOARDS PORTION OF DEVELOPER RETICULATION (SOUTH WESTERN REGION)	Various	1994	1998	2,000		500
WATERMAIN REHABILITATION UPPER BLUE MOUNTAINS KATOOMBA AND LEURA	Katoomba	1994	1995	1,450		1,450
WATERMAIN RENEWAL PARRAMATA CBD	Parramatta	1994	1995	1,211		1,211
WATERMAIN WINDSOR RD	Northmead	1994	1995	1,065		1,065
WEST CAMDEN SEWAGE TREATMENT PLANT - REPLACE BAR SCREENS	Camden	1994	1996	750		500
WET WELL CONTROL CONVERSION 60 SEWAGE PUMPING STATIONS	Various	1994	1999	750		50
WINGECARRIBEE DAM STRENGTHENING AND CONSTRUCTION	Burrawang	1995	1999	9,500		100
WORKING PLANT AND EQUIPMENT (UTILITIES DIVISION)	Various	1994	1995	1,573		1,573
WORKS CONSEQUENT UPON DEVELOPER AND OTHER AUTHORITIES	Various	1994	1998	14,850		1,650
						343,203

PROJECT DESCRIPTION	LOCATION	START	COMPLETE	ESTIMATED TOTAL COST \$000	EXPENDITURE TO 30-06-94 \$000	ALLOCATION IN 1994-95 \$000
THE WATER BOARD (cont)						
WORK-IN-PROGRESS						
375MM I/O MAIN FROM WARRAGAMBA WATER PUMPING STATION 114 TO SILVERDALE RERVOIR 329	Warragamba	1993	1996	1,011	11	700
500 KENT ST MAIN RENOVATION	Sydney	1993	1995	988	38	950
750 PARRAMATTA RD. LEICHHARDT RENOVATION	Leichhardt	1993	1994	1,781	47	1,734
750MM CARRIER AMPLIFICATION. PENRITH PLAZA TO PEACH TREE SEWAGE PUMPING STATION NUMBER 897	Penrith	1993	1995	723	183	540
750MM MAIN STRATHFIELD STATION RELOCATION	Strathfield	1993	1995	739	62	677
ALBION PARK RESERVOIR OUTLET MAIN	Albion Park	1993	1995	819	789	30
AUTO ALTERNATING SEQUENCING SEWAGE PUMPING STATION NUMBERS 101, 141 AND 231	Various	1993	1997	986	60	250
AVON DAM OUTLET WORKS UPGRADE	Dapto	1993	1995	2,668	1,928	740
BELLAMBI SEWAGE TREATMENT PLANT - BYPASS	Bellambi	1993	1995	1,644	1,494	150
BELLAMBI SEWAGE TREATMENT PLANT FINE SCREENS	Bellambi	1993	1995	1,910	1,760	150
BLUE MOUNTAINS - HAZELBROOK TO NORTH KATOOMBA	Hazelbrook	1993	1999	4,358	600	586
BONDI SEWAGE TREATMENT PLANT - AUTOMATIC SLUDGE WITHDRAWAL SYSTEM	Bondi	1993	1999	750	432	150
BONDI SEWAGE TREATMENT PLANT - CHEMICALLY ASSISTED SEDIMENTATION	Bondi	1993	1996	2,201	251	1,850
BONDI SEWAGE TREATMENT PLANT - INTERIM SLUDGE DEWATERING PLANT (STAGE 11)	Bondi	1993	1996	8,573	1,323	6,750
BONDI SEWAGE TREATMENT PLANT - RAW SLUDGE PUMP	Bondi	1993	1999	701	91	400
BONDI SEWAGE TREATMENT PLANT - REPLACE - LIFT / REFURBISH SHAFT A	Bondi	1993	1999	877	23	690
BONDI SEWAGE TREATMENT PLANT - UPGRADE - ACCOMODATION	Bondi	1993	1999	1,156	252	454
BRINGELLY RD RESERVOIR ZONE 600MM OUTLET MAIN	Bringelly	1993	1995	832	632	200
BROUGHTONS PASS OUTLET PENSTOCKS AND PHEASANTS NEST GATES UPGRADE	Wilton	1993	1996	579	269	285
BURRAWANG WATER PUMPING STATION NUMBER 174 UPGRADE	Burrawang	1993	1996	4,144	514	2,730
CAMPBELLTOWN SOUTH TO LEUMEAH - 750 MAIN	Leumeah	1993	1996	6,720	3,562	2,075
CASCADE WATER FILTRATION PLANT NUMBER 41	Katoomba	1993	1995	18,860	18,785	75
CENTENNIAL PARK ROOF RENOVATION STAGE 2	Centennial Park	1993	1994	2,483	16	2,467

PROJECT DESCRIPTION	LOCATION	START	COMPLETE	ESTIMATED TOTAL COST \$000	EXPENDITURE TO 30-06-94 \$000	ALLOCATION IN 1994-05 \$000
THE WATER BOARD (cont)						
WORK-IN-PROGRESS						
COLEDALE RESERVOIR	Coledale	1993	1995	602	217	385
CRONULLA OCEAN OUTFALL SYSTEM (COOS) PACK - SEWAGE PUMPING STATION NUMBER 362 PLC UPGRADE	Cronulla	1993	1995	4,463	4,313	150
CRONULLA SEWAGE TREATMENT PLANT - PERMANENT EFFLUENT FINE SCREENS	Cronulla	1993	1995	4,708	4,526	182
CRONULLA SEWAGE TREATMENT PLANT - POWER SUPPLY UPGRADE	Cronulla	1993	1999	2,001	97	1,600
ENGADINE WATER PUMPING STATION NUMBER 320	Engadine	1993	1996	2,750	1,861	368
HORNSBY HEIGHTS SEWAGE TREATMENT PLANT - SLUDGE DEWATERING	Hornsby	1993	1999	1,374	558	218
HORNSBY HEIGHTS SEWAGE TREATMENT PLANT - STAGE 1 UPGRADE (THIRD CLARIFIER)	Hornsby	1993	1999	1,600	356	728
IICATS AND BOO ASSOCIATED WORKS (SOUTH WESTERN REGION)	Various	1993	1996	4,104	2,013	1,991
INFILTRATION / INFLOW CORRECTION - MANLY REHABILITATION	Manly	1993	1995	1,350	1,100	250
INSTALLATION OF FLOWMETERS IN TRUNKMAINS	Various	1993	1994	1,311	1,174	137
INTEGRATED INSTRUMENTATION CONTROL AUTOMATION AND TELEMETRY (IICATS) SYSTEM ASSOCIATED WOR	Various	1993	1995	1,077	870	207
INTEGRATED INSTRUMENTATION CONTROL AUTOMATION AND TELEMETRY (IICATS) SYSTEM-ADVANCED INSTA	Various	1993	1995	12,443	12,124	319
INTEGRATED INSTRUMENTATION CONTROL AUTOMATION AND TELEMETRY SYSTEM	Various	1993	1997	94,000	35,537	25,568
JOHNSONS CREEK STORMWATER CHANNEL 55 - WALL STABILISATION STAGE 1	Camperdown	1993	1994	503	430	73
KENSINGTON SUBMAIN RANDWICK - RELINING	Kensington	1994	1995	2,236	86	2,150
KENSINGTON/CHALMERS STS SEPARATION	Sydney	1993	1995	3,555	2,186	1,143
KILLARA RESERVOIR - UPGRADE	Killara	1993	1995	3,255	2,855	400
LUCAS HEIGHTS WATER PUMPING STATION NUMBER 173 UNITS STAGE 1	Lucas Heights	1993	1995	682	259	423
MALABAR SEWAGE TREATMENT PLANT - ADDITIONAL RAW SEWAGE PUMP	Malabar	1993	1995	2,291	1,681	610
MALABAR SEWAGE TREATMENT PLANT - COMPRESSED AIR SYSTEM UPGRADE	Malabar	1993	1999	1,401	177	970
MALABAR SEWAGE TREATMENT PLANT - ELECTRICAL UPGRADE	Malabar	1993	1999	17,043	11,303	3,000
MALABAR SEWAGE TREATMENT PLANT - FINE SCREENS AND SCREENING HANDLING	Malabar	1993	1999	10,823	9,895	150
MALABAR SEWAGE TREATMENT PLANT - GAS HANDLING SYSTEM UPGRADE	Malabar	1993	1999	1,161	961	110

PROJECT DESCRIPTION	LOCATION	START	COMPLETE	ESTIMATED TOTAL COST \$000	EXPENDITURE TO 30-06-94 \$000	ALLOCATION IN 1994-95 \$000
THE WATER BOARD (cont)						
WORK-IN-PROGRESS						
MALABAR SEWAGE TREATMENT PLANT - GRIT OUTLOADING FACILITY	Malabar	1993	1999	726	72	400
MALABAR SEWAGE TREATMENT PLANT - INSTRUMENTATION AND CONTROL UPGRADE	Malabar	1993	1999	15,201	3,611	10,000
MALABAR SEWAGE TREATMENT PLANT - LAND AND WORKS - OCEAN OUTFALL	Malabar	1993	1999	1,674	1,568	30
MALABAR SEWAGE TREATMENT PLANT - LANDSCAPING	Malabar	1993	1999	526	186	200
MALABAR SEWAGE TREATMENT PLANT - OPERATIONAL RELIABILITY UPGRADE - MECHANICAL	Malabar	1993	1995	7,234	7,182	52
MALABAR SEWAGE TREATMENT PLANT - PLANT UPGRADE FOR GAS HAZARD AREA COMPLIANCE	Malabar	1993	1999	2,300	817	855
MALABAR SEWAGE TREATMENT PLANT - SLUDGE DEWATERING FACILITY	Malabar	1993	1999	4,540	3,657	693
MANGERTON RESERVOIR OUTLET MAIN	Mangerton	1993	1995	1,648	1,060	588
MINOR SEWAGE PUMPING STATION UPGRADES AND RENEWALS CENTRAL REGION	Various	1993	1997	3,755	664	2,708
MINOR WATER PROJECTS INCLUDING RENEWALS, RELINING, UPGRADES AND RENOVATIONS (SOUTH WESTERN)	Various	1993	1998	5,500	393	4,476
MINOR WATER PUMPING STATION AND WATER MAIN RENEWALS	Various	1993	1996	2,210	75	1,380
MINOR WATER UPGRADES AND RENEWALS CENTRAL REGION	Various	1993	1996	3,751	408	2,922
MINTO TO INGLEBURN 600 MAIN	Ingleburn	1993	1995	1,779	875	904
MUDDY CK STORMWATER CHANNEL 70 - FRY RESERVE CULVERT	Kogarah	1994	1995	735	85	650
MULGOA WATER PUMPING STATION NUMBER 172 SUCTION MAIN AMPLIFICATION	Mulgoa	1993	1996	980	64	600
MCCARRS CREEK AREA SEWERAGE	Church Point	1993	1995	2,352	1,625	727
MCCARRS CREEK WATER AMPLIFICATION	Church Point	1993	1995	550	100	450
NORTH HEAD SEWAGE TREATMENT PLANT - HIGH VOLTAGE DISTRIBUTION	Manly	1993	1999	3,668	3,183	213
NORTHERN SUBURBS OCEAN OUTFALL LANE COVE SYPHON - RENOVATION	Lane Cove	1993	1995	852	132	720
NORTHERN SUBURBS OCEAN OUTFALL REHABILITATION - SCOTTS, TUNKS PARKS AQUEDUCTS	Various	1993	1995	705	25	680
OCCUPATIONAL HEALTH AND SAFETY UPGRADE, WATER PUMPING STATION AND RESERVOIRS	Various	1993	1997	1,714	714	200
ONLINE, REAL TIME WATER QUALITY MONITORING NETWORK	Various	1993	1995	775	705	70
ORCHARD HILLS WATER FILTRATION PLANT NUMBER 14 STAGE 2	Orchard Hills	1993	1995	23,699	23,079	620
OTHER BLUE MOUNTAINS SEWAGE PUMPING STATION UPGRADES	Katoomba	1993	1995	575	100	475

PROJECT DESCRIPTION	LOCATION	START	COMPLETE	ESTIMATED TOTAL COST \$000	EXPENDITURE TO 30-06-94 \$000	ALLOCATION IN 1994-95 \$000
THE WATER BOARD (cont)						
WORK-IN-PROGRESS						
PENRITH SEWAGE TREATMENT PLANT - UPGRADE INDUSTRIAL WATER SUPPLY	Penrith	1993	1995	1,080	180	900
PENRITH SEWAGE TREATMENT PLANT - UPGRADE SLUDGE HANDLING SYSTEM	Penrith	1993	1995	1,714	314	1,400
PENSHURST AND WILEY PARK RESERVOIRS RENOVATION	Penshurst	1993	1994	2,294	1,177	1,117
PENSHURST PIPELINE - REPLACE FOUR SECTION VALVES	Penshurst	1993	1996	1,070	235	322
PICTON SEWAGE TREATMENT PLANT - STAGE 1	Picton	1993	1998	25,498	2,660	5,330
PICTON/TAHMOOR/THIRLMERE SEWERAGE SCHEME	Picton	1993	1998	37,562	3,247	5,380
PIPELINE (SURFACE) TO PROSPECT - PIPEHEAD TUNNEL	Woodpark	1993	1995	6,297	4,747	1,550
PORT KEMBLA SEWAGE TREATMENT PLANT BYPASS AND FINE SCREENS (2 COMPONENTS)	Port Kembla	1993	1995	1,967	304	1,663
POTTS HILL WATER PUMPING STATION NUMBER 4 ELECTRICAL BUILDING AND CONTROLS	Regents Park	1993	1996	835	295	238
PROSPECT DAM - UPSTREAM FACE STRENGTHENING	Prospect	1993	1996	5,668	1,298	4,200
PROSPECT RESERVOIR - HIGH VOLTAGE POWER SUPPLY UPGRADE	Prospect	1993	1996	11,610	5,960	4,900
PROSPECT RESERVOIR BY-PASS STAGE 1	Wetherill Park	1993	1996	42,272	41,762	500
PROSPECT RESERVOIR BY-PASS STAGE 2	Wetherill Park	1993	1995	60,213	50,913	9,300
PROSPECT TO PIPEHEAD DELIVERY UPGRADING - TUNNEL	Woodpark	1993	1996	82,217	52,526	27,100
PYMBLE-WARRINGAH 1200mm MAIN STAGE 2	Various	1993	1995	1,500	500	1,000
RECONNECTION OF SERVICES ON #1 POTTS HILL MAIN	Chippendale	1993	1995	502	2	400
REHABILITATE WATER PUMPING STATION NUMBER 3-PENSHURST MAIN SECTION 2 AND 3	Penshurst	1993	1995	4,487	1,300	3,187
RENEWAL OF SEWAGE PUMPING STATION NUMBER 208 LUCRETIA AVE LONGUEVILLE	Longueville	1993	1995	550	50	500
RENEWAL OF SEWAGE PUMPING STATION NUMBER 54 CHOWDER BAY MOSMAN (B)	Mosman	1993	1996	856	88	700
RENEWAL SEWAGE PUMPING STATION NUMBER 105 MEADOWBANK PARK (B)	Meadowbank	1993	1996	850	103	547
ROUSE HILL SEWAGE TREATMENT PLANT - QUALITY ASSURANCE AND QUALITY CONTROL	Rouse Hill	1993	1995	2,013	1,513	500
RYDE WATER PUMPING STATION NUMBER 5 SYSTEM CONTROL AND DATA ACQUISITION II	West Ryde	1993	1995	560	360	200

PROJECT DESCRIPTION	LOCATION	START	COMPLETE	ESTIMATED TOTAL COST \$000	EXPENDITURE TO 30-06-94 \$000	ALLOCATION IN 1994-05 \$000
THE WATER BOARD (cont)						
WORK-IN-PROGRESS						
SEWAGE PUMPING STATION NUMBER 182 MECHANICAL / ELECTRICAL - BELGIUM RIVERWOOD (SWGR)	Riverwood	1993	1997	1,114	14	400
SEWAGE PUMPING STATION NUMBER 19 MECHANICAL / ELECTRICAL UPGRADE	Elizabeth Bay	1993	1996	1,111	1	500
SEWAGE PUMPING STATION NUMBER 2 MECHANICAL / ELECTRICAL UPGRADE (BONDI OCEAN OUTFALL SYSTE	Pyrmont	1993	1996	671	16	500
SEWAGE PUMPING STATION NUMBER 213 WATERSIDE CRES, CARRAMAR	Carramar	1993	1995	2,009	1,559	450
SEWAGE PUMPING STATION NUMBER 238 AMPLIFICATION	Coniston	1993	1995	1,305	5	1,300
SEWAGE PUMPING STATION NUMBER 27 CALLAN PARK ROZELLE, RENEW AND AMPLIFY (BONDI OCEAN OUTFA	Rozelle	1993	1995	550	50	500
SEWAGE PUMPING STATION NUMBER 28 ELLIOTT BALMAIN RENEW AND AMPLIFY	Balmain	1993	1996	713	7	480
SEWAGE PUMPING STATION NUMBER 38 BOTANY / MASCOT - MECHANICAL / ELECTRICAL UPGRADE (SWBY)	Botany	1993	1996	625	42	550
SEWAGE PUMPING STATION NUMBER 41 HOMEBUSH - MECHANICAL / ELECTRICAL UPGRADE	Homebush	1993	1996	1,699	319	900
SEWAGE PUMPING STATION NUMBER 9 MECHANICAL / ELECTRICAL UPGRADE (BONDI OCEAN OUTFALL SYSTE	Balmain	1993	1997	629	17	50
SEWAGE PUMPING STATION UPGRADEADE - CIVIL / MECHANICAL	Various	1993	1997	1,574	674	300
SEWER SUB-DIVIDER CENTRAL REGION	Various	1993	1998	1,713	513	300
SHELLHARBOUR SEWAGE TREATMENT PLANT CONTROLS UPGRADE	Shellharbour	1993	1995	1,480	130	1,350
SHELLHARBOUR SEWAGE TREATMENT PLANT ODOUR CONTROL	Shellharbour	1993	1995	2,126	1,576	550
SILVERDALE RES R329 (15ML)	Silverdale	1993	1996	3,006	166	740
ST MARYS SEWAGE TREATMENT PLANT - ALKALINITY ADDITION	Dunheved	1993	1999	730	76	482
ST MARYS SEWAGE TREATMENT PLANT - MINOR UPGRADE AND RENEWAL	Dunheved	1993	1999	891	611	178
ST MARYS SEWAGE TREATMENT PLANT - SEWAGE PUMPING STATION 204 AMPLIFICATION	Dunheved	1993	1999	2,687	2,093	362
ST MARYS SEWAGE TREATMENT PLANT - STAGE 3 PHASE 2 AMPLIFICATION	Dunheved	1993	1999	49,000	41,361	3,787
ST MARYS SEWAGE TREATMENT PLANT - UPGRADE INLET SCREENS	Dunheved	1993	1999	738	100	520

PROJECT DESCRIPTION	LOCATION	START	COMPLETE	ESTIMATED TOTAL COST \$000	EXPENDITURE TO 30-06-94 \$000	ALLOCATION IN 1994-95 \$000
THE WATER BOARD (cont)						
WORK-IN-PROGRESS						
SUGARLOAF INTERCONNECTION FACILITY	Menangle Park	1994	1996	1,500	130	679
THORNLEIGH RESERVOIR CHLORINATION	Thornleigh	1993	1995	700	300	400
UNANDERRA INDUSTRIAL AREA	Unanderra	1993	1995	825	11	814
UNSEWERED POCKETS	Various	1993	1995	1,366	244	1,122
UNSPECIFIED WORKS CONSEQUENT ON OTHER AUTHORITIES (NORTH WESTERN REGION)	Various	1993	1995	1,500	750	750
UPGRADE OF ACCESS ARRANGEMENTS FOR SEWAGE PUMPING STATIONS	Various	1993	1995	1,172	852	320
VARROVILLE RESERVOIR 10 ML AND ROADWORKS	Varroville	1993	1995	2,391	1,374	1,017
WARRAGAMBA DAM FLOOD MITIGATION (INCLUDING DAM SAFETY COMPONENT)	Warragamba	1993	1999	252,900	2,700	9,400
WARRAGAMBA PIPELINE - BANK STABILISATION AND TIE RODS	Warragamba	1993	1997	1,150	450	200
WARRAGAMBA SEWAGE TREATMENT PLANT - UPGRADE INLET WORKS AND CHLORINATION	Warragamba	1993	1995	1,545	1,373	172
WARRAGAMBA WATER FILTRATION PLANT NUMBER 13 AMPLIFICATION	Warragamba	1993	1995	3,432	3,392	40
WARRAGAMBA WATER PUMPING STATION 114 - AMPLIFICATION	Warragamba	1993	1996	516	26	30
WARRINGAH RESERVOIR NUMBER 131 - UPGRADE	Allamby Heights	1993	1995	750	250	500
WATER PUMPING STATION NUMBER 118 CENTENNIAL PARK : RENEW ELECTRICAL COMPONENTS	Centennial Park	1993	1994	1,085	1,021	64
WATER PUMPING STATION NUMBER 14 DURAL SOUTH RENEWAL (A)	Dural	1993	1995	970	310	660
WATER PUMPING STATION NUMBER 16 HORNSBY RENEWAL (A)	Hornsby	1993	1995	670	160	510
WATER PUMPING STATION NUMBER 28 - WAVERLEY : RENEW MECHANICAL / ELECTRICAL	Waverley	1993	1995	603	590	13
WATER PUMPING STATION NUMBER 32 LUGARNO, RENEW AND AMPLIFY	Lugarno	1993	1995	738	323	415
WATER PUMPING STATION NUMBER 53 BULLI RENEWAL	Bulli	1993	1997	1,147	117	630
WATER PUMPING STATION NUMBER 8 WATERLOO : MECHANICAL / ELECTRICAL UPGRADE	Waterloo	1994	1996	1,001	1	400
WATERMAIN HAMBLEDON RD, QUAKERS HILL	Quakers Hill	1993	1995	842	800	42
WATERMAIN PENNANT HILLS RD	Various	1993	1995	1,018	860	158
WATERMAIN RENEWAL RYDE - CHATSWOOD 750mm MAIN	Various	1993	1996	2,000	150	500
WEST HORNSBY SEWAGE TREATMENT	Hornsby	1993	1996	21,774	18,604	1,383

PROJECT DESCRIPTION	LOCATION	START	COMPLETE	ESTIMATED TOTAL COST \$000	EXPENDITURE TO 30-06-94 \$000	ALLOCATION IN 1994-95 \$000
THE WATER BOARD (cont)						
WORK-IN-PROGRESS						
PLANT - INTERIM UPGRADE COMPLETION						
WEST HORNSBY SEWAGE TREATMENT PLANT - SLUDGE DEWATERING	Hornsby	1993	1995	4,220	3,496	724
WINMALEE SEWAGE TREATMENT PLANT - STAGE 3	Winmalee	1993	1999	50,627	1,621	8,000
						210,454
TOTAL, MAJOR WORKS						553,657
MINOR MISCELLANEOUS WORKS						133,343
TOTAL, THE WATER BOARD						687,000

HUNTER WATER CORPORATION

PROGRAM OVERVIEW

The proposed program would allow the Corporation to deliver its core services and move towards meeting the existing environmental, health and safety guidelines at the Hunter Region.

MAJOR WORKS

WORK-IN-PROGRESS						
BURWOOD BEACH WASTEWATER SLUDGE TREATMENT	Newcastle	1994	1996	10,857	37	120
GENERAL WATER AND SEWERAGE WORKS	Various	1991	1997	115,527	34,788	27,754
GRAHAMSTOWN RESERVOIR AUGMENTATION	Raymond Terrace	1992	1997	6,178	2,258	1,900
GRAHAMSTOWN RESERVOIR EMBANKMENT RAISING - STAGE 2	Raymond Terrace	1992	1997	12,150	900	900
HUNTER SEWERAGE PROJECT CONTRIBUTION	Various	1986	1997	104,465	57,675	20,000
MEDOWIE WASTEWATER TREATMENT WORKS AMPLIFICATION	Medowie	1993	1996	5,445	10	350
SHORTLAND WASTEWATER TREATMENT WORKS AMPLIFICATION	Shortland	1993	1996	12,810	670	670
WINDING CREEK CARDIFF STORM DETENTION BASIN	Cardiff	1993	1994	2,480	1,240	1,240
						52,934
MINOR MISCELLANEOUS WORKS						266
TOTAL, HUNTER WATER CORPORATION						53,200

PROJECT DESCRIPTION	LOCATION	START	COMPLETE	ESTIMATED TOTAL COST \$000	EXPENDITURE TO 30-06-94 \$000	ALLOCATION IN 1994-95 \$000
---------------------	----------	-------	----------	----------------------------------	-------------------------------------	-----------------------------------

DEPARTMENT OF HOUSING

PROGRAM OVERVIEW

The program focuses on the provision of public rental housing in NSW and home purchase assistance support on a needs basis.

The 1994-95 program provides for the completion of approximately 3210 dwellings which were in progress at June 1994 or which will be committed and completed during the year. Funding is also provided for land acquisitions for future public housing purposes and the capital upgrade of existing housing stock.

MAJOR WORKS

NEW WORKS

ADMINISTRATIVE ASSETS	Various	1994	1995	11,037		11,037
CRISIS ACCOMMODATION	Various	1994	1995	2,363		2,363
LAND ACQUISITION AND DEVEL.	Various	1994	1995	9,350		9,350
MAJOR UPGRADING	Chippendale	1994	1995	654		654
MAJOR UPGRADING	Milsons Point	1994	1995	542		542
MISC. ENGINEERING WORKS	Various	1994	1995	4,240		4,240
SHOPS AND OFFICES	Pymont	1994	1995	530		284
SITE PREPARATION	Engadine	1995	1995	2,742		2,198
SITE PREPARATION	Engadine	1995	1995	839		676
UNITS OF ACCOMMODATION - 11	Ashfield	1994	1995	3,287		3,287
UNITS OF ACCOMMODATION - 11	Harris Park	1994	1995	1,931		1,823
UNITS OF ACCOMMODATION - 13	Woy Woy	1994	1995	1,547		1,199
UNITS OF ACCOMMODATION - 15	Toronto	1994	1995	1,225		892
UNITS OF ACCOMMODATION - 16	Ballina	1994	1995	1,786		1,225
UNITS OF ACCOMMODATION - 16	Greenacre	1995	1996	1,654		76
UNITS OF ACCOMMODATION - 17	Queanbeyan	1995	1995	1,466		898
UNITS OF ACCOMMODATION - 19	Ryde	1994	1996	3,402		1,985
UNITS OF ACCOMMODATION - 20	Darlinghurst	1994	1995	2,854		2,607
UNITS OF ACCOMMODATION - 20	Riverwood	1995	1996	1,991		465
UNITS OF ACCOMMODATION - 22	Gosford	1995	1996	2,605		674
UNITS OF ACCOMMODATION - 25	Fairfield	1994	1995	2,855		2,079
UNITS OF ACCOMMODATION - 26	Sydney	1994	1995	5,232		5,232
UNITS OF ACCOMMODATION - 29	Batemans Bay	1994	1996	3,291		2,840
UNITS OF ACCOMMODATION - 29	Wagga Wagga	1994	1996	2,277		1,112
UNITS OF ACCOMMODATION - 30	Corrimal	1994	1995	2,643		864
UNITS OF ACCOMMODATION - 30	Fairy Meadow	1995	1996	3,572		1,667
UNITS OF ACCOMMODATION - 31	Belfield	1995	1996	4,515		1,450
UNITS OF ACCOMMODATION - 31	Campbelltown	1995	1996	2,119		753
UNITS OF ACCOMMODATION - 33	Yagoona	1995	1996	2,747		22
UNITS OF ACCOMMODATION - 34	Carramar	1994	1995	3,581		2,696

PROJECT DESCRIPTION	LOCATION	START	COMPLETE	ESTIMATED TOTAL COST \$000	EXPENDITURE TO 30-06-94 \$000	ALLOCATION IN 1994-95 \$000
DEPARTMENT OF HOUSING (cont)						
NEW WORKS (cont)						
UNITS OF ACCOMMODATION - 35	Brookvale	1994	1996	2,469		274
UNITS OF ACCOMMODATION - 36	Bankstown	1994	1995	6,783		6,783
UNITS OF ACCOMMODATION - 36	Fairfield	1994	1995	3,714		3,663
UNITS OF ACCOMMODATION - 36	Granville	1995	1996	761		42
UNITS OF ACCOMMODATION - 36	Leichhardt	1994	1995	6,512		6,512
UNITS OF ACCOMMODATION - 37	Guildford	1994	1996	2,534		618
UNITS OF ACCOMMODATION - 47	Liverpool	1994	1995	7,197		7,017
UNITS OF ACCOMMODATION - 48	Tweed Heads	1994	1996	5,104		2,395
UNITS OF ACCOMMODATION - 60	Coffs Harbour	1994	1996	5,490		2,911
UNITS OF ACCOMMODATION - 61	Auburn	1994	1996	5,864		2,972
UNITS OF ACCOMMODATION - 61	Shellharbour	1995	1996	4,981		3,085
UNITS OF ACCOMMODATION - 61	Waverley	1994	1995	12,704		12,704
UNITS OF ACCOMMODATION - 74	Chester Hill	1995	1996	6,949		491
UNITS OF ACCOMMODATION - 78	Cabramatta	1994	1995	11,074		4,134
UNITS OF ACCOMMODATION - 10	Arncliffe	1995	1996	706		38
UNITS OF ACCOMMODATION - 1	Marrickville	1994	1994	551		551
UNITS OF ACCOMMODATION - 10	Bega	1994	1995	718		718
UNITS OF ACCOMMODATION - 10	Kingswood	1994	1995	1,442		1,388
UNITS OF ACCOMMODATION - 10	Macksville	1994	1995	869		554
UNITS OF ACCOMMODATION - 10	Wyoming	1994	1995	783		462
UNITS OF ACCOMMODATION - 10	Newcastle	1994	1995	871		463
UNITS OF ACCOMMODATION - 10	Mullumbimby	1994	1995	811		490
UNITS OF ACCOMMODATION - 11	Campsie	1994	1994	1,863		1,863
UNITS OF ACCOMMODATION - 11	Port Macquarie	1994	1995	851		745
UNITS OF ACCOMMODATION - 12	Waterloo	1995	1995	1,824		1,824
UNITS OF ACCOMMODATION - 12	Griffith	1995	1995	773		258
UNITS OF ACCOMMODATION - 12	Nelson Bay	1994	1995	1,072		538
UNITS OF ACCOMMODATION - 12	The Entrance	1994	1995	1,261		727
UNITS OF ACCOMMODATION - 13	Marrickville	1995	1995	2,881		2,881
UNITS OF ACCOMMODATION - 13	Dundas	1994	1995	774		532
UNITS OF ACCOMMODATION - 13	Swansea	1994	1995	1,133		659
UNITS OF ACCOMMODATION - 14	Cromer	1995	1995	1,788		1,200
UNITS OF ACCOMMODATION - 14	Peakhurst	1995	1996	1,540		15
UNITS OF ACCOMMODATION - 14	Miller	1994	1995	1,010		981
UNITS OF ACCOMMODATION - 14	Drummoyne	1995	1995	3,808		2,066
UNITS OF ACCOMMODATION - 14	Croydon Park	1994	1995	1,478		962
UNITS OF ACCOMMODATION - 15	Moss Vale	1995	1996	1,072		78
UNITS OF ACCOMMODATION - 15	Leura	1994	1995	1,077		834
UNITS OF ACCOMMODATION - 15	Smithfield	1994	1995	2,178		1,949
UNITS OF ACCOMMODATION - 15	Port Macquarie	1994	1995	1,071		688
UNITS OF ACCOMMODATION - 16	Pyrmont	1994	1995	3,030		1,668

PROJECT DESCRIPTION	LOCATION	START	COMPLETE	ESTIMATED TOTAL COST \$000	EXPENDITURE TO 30-06-94 \$000	ALLOCATION IN 1994-95 \$000
DEPARTMENT OF HOUSING (cont)						
NEW WORKS (cont)						
UNITS OF ACCOMMODATION - 16	Mount Druitt	1995	1995	959		383
UNITS OF ACCOMMODATION - 16	Waratah	1995	1996	1,087		115
UNITS OF ACCOMMODATION - 16	Raymond Terrace	1995	1995	944		103
UNITS OF ACCOMMODATION - 16	Figtree	1994	1995	2,352		1,557
UNITS OF ACCOMMODATION - 16	Forster	1994	1995	1,517		831
UNITS OF ACCOMMODATION - 16	Clovelly	1994	1995	2,489		1,635
UNITS OF ACCOMMODATION - 17	Marrickville	1995	1995	2,654		2,654
UNITS OF ACCOMMODATION - 17	Waratah	1995	1996	1,884		250
UNITS OF ACCOMMODATION - 17	Windale	1995	1995	1,018		521
UNITS OF ACCOMMODATION - 17	Casula	1994	1995	1,965		1,631
UNITS OF ACCOMMODATION - 18	Udcombe	1995	1995	1,082		295
UNITS OF ACCOMMODATION - 18	Adamstown	1995	1995	1,233		416
UNITS OF ACCOMMODATION - 2	Burwood	1995	1995	580		580
UNITS OF ACCOMMODATION - 2	Narraweena	1995	1995	584		584
UNITS OF ACCOMMODATION - 20	Heckenberg	1995	1996	2,085		777
UNITS OF ACCOMMODATION - 20	Sussex Inlet	1995	1995	1,528		741
UNITS OF ACCOMMODATION - 20	Unanderra	1994	1995	1,338		1,337
UNITS OF ACCOMMODATION - 21	Orange	1995	1996	1,395		254
UNITS OF ACCOMMODATION - 22	Camden	1994	1995	1,456		658
UNITS OF ACCOMMODATION - 24	Dulwich Hill	1994	1994	4,245		4,245
UNITS OF ACCOMMODATION - 24	Dubbo	1995	1996	1,572		203
UNITS OF ACCOMMODATION - 24	Lambton	1995	1995	1,446		414
UNITS OF ACCOMMODATION - 25	Tarrawanna	1995	1995	1,669		466
UNITS OF ACCOMMODATION - 25	Windsor	1995	1996	1,457		64
UNITS OF ACCOMMODATION - 26	Seven Hills	1995	1996	1,869		140
UNITS OF ACCOMMODATION - 28	Bull	1994	1995	1,873		1,259
UNITS OF ACCOMMODATION - 28	Bonnyrigg	1994	1995	2,461		1,379
UNITS OF ACCOMMODATION - 30	Various	1995	1995	7,471		7,471
UNITS OF ACCOMMODATION - 30	Wyong	1995	1995	2,428		1,339
UNITS OF ACCOMMODATION - 34	Various	1995	1995	7,110		7,110
UNITS OF ACCOMMODATION - 36	Various	1995	1995	5,048		5,048
UNITS OF ACCOMMODATION - 36	Woolloomooloo	1995	1996	5,042		807
UNITS OF ACCOMMODATION - 36	Newcastle	1995	1996	3,247		370
UNITS OF ACCOMMODATION - 37	Point Clare	1995	1995	2,636		1,304
UNITS OF ACCOMMODATION - 4	Lakemba	1994	1994	504		504
UNITS OF ACCOMMODATION - 4	Artamon	1994	1994	923		923
UNITS OF ACCOMMODATION - 38	Woonona	1995	1996	2,961		327
UNITS OF ACCOMMODATION - 4	Artamon	1994	1994	923		923
UNITS OF ACCOMMODATION - 4	Redfern	1995	1995	635		635

PROJECT DESCRIPTION	LOCATION	START	COMPLETE	ESTIMATED TOTAL COST \$000	EXPENDITURE TO 30-06-94 \$000	ALLOCATION IN 1994-95 \$000
DEPARTMENT OF HOUSING (cont)						
NEW WORKS (cont)						
UNITS OF ACCOMMODATION - 4	Muswellbrook	1995	1995	560		560
UNITS OF ACCOMMODATION - 4	Wallsend	1994	1994	513		513
UNITS OF ACCOMMODATION - 4	Punchbowl	1994	1994	833		833
UNITS OF ACCOMMODATION - 4	Mollymook	1994	1994	584		584
UNITS OF ACCOMMODATION - 4	Batemans Bay	1995	1995	506		506
UNITS OF ACCOMMODATION - 4	Murwillumbah	1995	1995	507		239
UNITS OF ACCOMMODATION - 4	Miller	1995	1995	569		509
UNITS OF ACCOMMODATION - 4	Gwynneville	1994	1995	623		623
UNITS OF ACCOMMODATION - 41	Glenmore Park	1995	1996	3,060		809
UNITS OF ACCOMMODATION - 48	Doonside	1995	1996	2,903		279
UNITS OF ACCOMMODATION - 5	North Sydney	1994	1994	902		902
UNITS OF ACCOMMODATION - 5	Nowra	1995	1995	568		568
UNITS OF ACCOMMODATION - 5	North Sydney	1995	1995	1,253		1,253
UNITS OF ACCOMMODATION - 50	Alexandria	1995	1996	9,750		2,428
UNITS OF ACCOMMODATION - 52	Pyrmont	1994	1995	10,221		5,419
UNITS OF ACCOMMODATION - 58	Various	1995	1995	10,390		10,390
UNITS OF ACCOMMODATION - 6	Lismore	1994	1994	874		874
UNITS OF ACCOMMODATION - 6	Bathurst	1994	1994	683		683
UNITS OF ACCOMMODATION - 6	Cessnock	1994	1995	579		579
UNITS OF ACCOMMODATION - 6	Peakhurst	1995	1995	708		6
UNITS OF ACCOMMODATION - 6	Parramatta	1994	1995	1,113		1,113
UNITS OF ACCOMMODATION - 6	Parramatta	1994	1995	1,111		1,111
UNITS OF ACCOMMODATION - 6	Moorebank	1994	1995	913		913
UNITS OF ACCOMMODATION - 6	Emu Plains	1994	1995	909		884
UNITS OF ACCOMMODATION - 64	Various	1994	1996	6,098		1,069
UNITS OF ACCOMMODATION - 7	Blacktown	1994	1994	975		975
UNITS OF ACCOMMODATION - 7	Pendle Hill	1995	1995	902		403
UNITS OF ACCOMMODATION - 7	Brunswick Heads	1994	1995	718		506
UNITS OF ACCOMMODATION - 8	Mount Hutton	1994	1994	1,164		1,164
UNITS OF ACCOMMODATION - 8	Parramatta	1995	1995	1,040		1,040
UNITS OF ACCOMMODATION - 8	North Ryde	1994	1995	989		964
UNITS OF ACCOMMODATION - 8	Mudgee	1994	1995	568		565
UNITS OF ACCOMMODATION - 8	Lithgow	1994	1995	562		537
UNITS OF ACCOMMODATION - 8	North Parramatta	1994	1995	1,647		1,647
UNITS OF ACCOMMODATION - 8	Penrith	1994	1995	1,399		1,245
UNITS OF ACCOMMODATION - 9	Wollongong	1995	1995	1,352		1,352
UNITS OF ACCOMMODATION - 9	Haberfield	1995	1996	918		340
UNITS OF ACCOMMODATION - 9	Jesmond	1994	1995	972		726
UPGRADING OF OLDER ASSETS	Various	1994	1995	47,390		47,390

285,754

PROJECT DESCRIPTION	LOCATION	START	COMPLETE	ESTIMATED TOTAL COST \$000	EXPENDITURE TO 30-06-94 \$000	ALLOCATION IN 1994-95 \$000
DEPARTMENT OF HOUSING (cont)						
WORK-IN-PROGRESS						
MAJOR UPGRADING	Camperdown	1993	1994	1,601	1,473	128
MAJOR UPGRADING	Pymont	1993	1994	1,004	727	277
MAJOR UPGRADING	Redfern	1994	1994	625	6	619
UNITS OF ACCOMMODATION - 111	Ashfield	1993	1995	6,087	3,140	2,947
UNITS OF ACCOMMODATION - 13	Queanbeyan	1994	1994	1,668	1,642	26
UNITS OF ACCOMMODATION - 18	Tweed Heads	1994	1994	2,431	1,717	714
UNITS OF ACCOMMODATION - 20	Carlingford	1994	1994	2,563	1,042	1,521
UNITS OF ACCOMMODATION - 21	Woy Woy	1994	1995	1,953	991	962
UNITS OF ACCOMMODATION - 25	Jesmond	1994	1995	1,855	523	1,332
UNITS OF ACCOMMODATION - 26	Chippendale	1994	1995	2,159	379	1,780
UNITS OF ACCOMMODATION - 26	Ryde	1994	1995	2,871	1,192	1,679
UNITS OF ACCOMMODATION - 32	Belmont	1993	1994	2,651	1,579	1,072
UNITS OF ACCOMMODATION - 32	Marks Point	1994	1995	2,217	583	1,634
UNITS OF ACCOMMODATION - 34	Bass Hill	1994	1995	4,503	988	3,515
UNITS OF ACCOMMODATION - 34	Erskineville	1994	1995	3,520	644	2,876
UNITS OF ACCOMMODATION - 35	Greenacre	1994	1995	2,211	36	2,175
UNITS OF ACCOMMODATION - 37	Wallsend	1994	1995	3,217	757	2,460
UNITS OF ACCOMMODATION - 39	Kirrawee	1994	1995	4,279	1,242	3,037
UNITS OF ACCOMMODATION - 43	Nowra	1993	1994	2,908	1,812	1,096
UNITS OF ACCOMMODATION - 48	Port Macquarie	1994	1995	4,886	2,756	2,130
UNITS OF ACCOMMODATION - 50	Narraweena	1994	1995	3,850	245	3,605
UNITS OF ACCOMMODATION - 54	Tregear	1993	1994	2,629	2,235	394
UNITS OF ACCOMMODATION - 62	North Parramatta	1994	1995	3,961	806	3,155
UNITS OF ACCOMMODATION - 8	Ballina	1994	1994	1,265	804	461
UNITS OF ACCOMMODATION - 1	Burwood	1993	1994	748	745	3
UNITS OF ACCOMMODATION - 1	Millers Point	1993	1994	1,129	1,122	7
UNITS OF ACCOMMODATION - 1	Wollongong	1994	1994	604	477	127
UNITS OF ACCOMMODATION - 10	Five Dock	1994	1994	2,205	2,184	21
UNITS OF ACCOMMODATION - 10	Goonellabah	1994	1995	1,178	247	931
UNITS OF ACCOMMODATION - 10	Murwillumbah	1994	1995	1,071	204	867
UNITS OF ACCOMMODATION - 10	Jannall	1994	1994	1,193	415	778
UNITS OF ACCOMMODATION - 10	Kelso	1994	1995	665	58	607
UNITS OF ACCOMMODATION - 10	Parkes	1994	1994	683	327	356
UNITS OF ACCOMMODATION - 11	Tumut	1994	1994	719	214	505
UNITS OF ACCOMMODATION - 11	Singleton	1993	1994	683	535	148
UNITS OF ACCOMMODATION - 11	Picton	1994	1994	647	51	596
UNITS OF ACCOMMODATION - 11	Russell Lea	1994	1995	1,082	495	587
UNITS OF ACCOMMODATION - 12	Ermington	1993	1994	1,273	788	485
UNITS OF ACCOMMODATION - 12	Thornleigh	1994	1995	1,424	14	1,410
UNITS OF ACCOMMODATION - 12	Wingala	1994	1995	692	13	679
UNITS OF ACCOMMODATION - 12	Liverpool	1994	1994	743	5	738

PROJECT DESCRIPTION	LOCATION	START	COMPLETE	ESTIMATED TOTAL COST \$000	EXPENDITURE TO 30-06-94 \$000	ALLOCATION IN 1994-95 \$000
DEPARTMENT OF HOUSING (cont)						
WORK-IN-PROGRESS						
UNITS OF ACCOMMODATION - 12	Mount Hutton	1994	1995	922	196	726
UNITS OF ACCOMMODATION - 13	Glebe	1993	1994	1,031	517	514
UNITS OF ACCOMMODATION - 15	Abbotsford	1994	1994	2,409	2,315	94
UNITS OF ACCOMMODATION - 15	Lavington	1993	1994	1,070	772	298
UNITS OF ACCOMMODATION - 15	Padstow	1993	1994	969	677	292
UNITS OF ACCOMMODATION - 15	Towradgi	1994	1995	980	36	944
UNITS OF ACCOMMODATION - 15	Swansea	1994	1994	1,277	325	952
UNITS OF ACCOMMODATION - 16	Woonona	1994	1994	974	54	920
UNITS OF ACCOMMODATION - 16	Dubbo	1994	1995	1,347	337	1,010
UNITS OF ACCOMMODATION - 16	Hurstville	1993	1994	1,124	709	415
UNITS OF ACCOMMODATION - 17	Rockdale	1994	1995	3,684	1,269	2,415
UNITS OF ACCOMMODATION - 18	Pendle Hill	1993	1994	2,267	913	1,354
UNITS OF ACCOMMODATION - 18	Bogangar	1994	1994	1,309	294	1,015
UNITS OF ACCOMMODATION - 18	Lurnea	1994	1994	1,004	60	944
UNITS OF ACCOMMODATION - 18	Windsor	1993	1994	1,109	1,010	99
UNITS OF ACCOMMODATION - 2	Potts Point	1993	1994	1,309	1,289	20
UNITS OF ACCOMMODATION - 2	Concord	1994	1994	616	615	1
UNITS OF ACCOMMODATION - 2	Bondi	1994	1994	582	577	5
UNITS OF ACCOMMODATION - 20	Tarrawanna	1994	1995	1,364	31	1,333
UNITS OF ACCOMMODATION - 23	Fairy Meadow	1994	1995	1,526	26	1,500
UNITS OF ACCOMMODATION - 24	Randwick	1994	1994	4,305	4,277	28
UNITS OF ACCOMMODATION - 24	Daceyville	1994	1994	2,396	1,346	1,050
UNITS OF ACCOMMODATION - 24	Lethbridge Park	1993	1994	1,272	962	310
UNITS OF ACCOMMODATION - 26	Manly	1994	1995	1,940	642	1,298
UNITS OF ACCOMMODATION - 26	Conrimal	1994	1995	1,893	26	1,867
UNITS OF ACCOMMODATION - 29	Bathurst	1993	1994	2,157	1,205	952
UNITS OF ACCOMMODATION - 30	St Marys	1994	1995	1,934	342	1,592
UNITS OF ACCOMMODATION - 30	Merrylands	1994	1995	1,896	18	1,878
UNITS OF ACCOMMODATION - 31	Smithfield	1994	1995	2,048	31	2,017
UNITS OF ACCOMMODATION - 31	Marayong	1993	1994	1,801	1,357	444
UNITS OF ACCOMMODATION - 33	Villawood	1994	1995	2,404	738	1,666
UNITS OF ACCOMMODATION - 33	Yagoona	1994	1995	2,154	46	2,108
UNITS OF ACCOMMODATION - 34	Yennora	1993	1994	2,496	2,138	358
UNITS OF ACCOMMODATION - 34	Batemans Bay	1993	1994	2,300	1,776	524
UNITS OF ACCOMMODATION - 34	Miranda	1994	1995	2,350	50	2,300

PROJECT DESCRIPTION	LOCATION	START	COMPLETE	ESTIMATED TOTAL COST \$000	EXPENDITURE TO 30-06-94 \$000	ALLOCATION IN 1994-95 \$000
---------------------	----------	-------	----------	----------------------------------	-------------------------------------	-----------------------------------

MINISTER FOR PUBLIC WORKS AND MINISTER FOR PORTS

CHIPPING NORTON LAKE AUTHORITY

PROGRAM OVERVIEW

The Authority's principal function is the development of a series of lakes and foreshore parklands on the Georges River near Chipping Norton. It operates under the terms of the Chipping Norton Lake Authority Act.

MAJOR WORKS

NEW WORKS

CHIPPING NORTON LAKE SCHEME - HERON PARK	Liverpool	1994	1998	2,915		90
CHIPPING NORTON LAKE SCHEME - HOLLYWOOD PARK	Liverpool	1994	1998	4,000		10
PROSPECT PARK	Liverpool	1994	1998	955		10

 110

WORK-IN-PROGRESS

CHIPPING NORTON LAKE SCHEME - FLOYD BAY	Liverpool	1989	1998	2,363	939	463
CHIPPING NORTON LAKE SCHEME - HAIG PARK	Chipping Norton	1988	1997	2,724	1,366	393
CHIPPING NORTON LAKE SCHEME - LAKE MOORE	Liverpool	1987	1998	3,014	2,363	40
CHIPPING NORTON LAKE SCHEME - MAIN LAKE	Chipping Norton	1980	1998	867	573	100
CHIPPING NORTON LAKE SCHEME - ROWLEY PARK	Liverpool	1987	1997	940	377	10

 1,006

TOTAL, MAJOR WORKS

 1,116

MINOR MISCELLANEOUS WORKS

 344

TOTAL, CHIPPING NORTON LAKE AUTHORITY

 1,460

PROJECT DESCRIPTION	LOCATION	START	COMPLETE	ESTIMATED TOTAL COST \$000	EXPENDITURE TO 30-06-94 \$000	ALLOCATION IN 1994-95 \$000
---------------------	----------	-------	----------	----------------------------------	-------------------------------------	-----------------------------------

FISH RIVER WATER SUPPLY

PROGRAM OVERVIEW

The program provides for works to improve security at the Oberon Dam, upgrading of Rydal Dam and various other capital works.

MAJOR WORKS

WORK-IN-PROGRESS

OBERON DAM SECURITY	Bathurst	1993	1996	5,300	302	3,647
---------------------	----------	------	------	-------	-----	-------

3,647

MINOR MISCELLANEOUS WORKS

294

TOTAL, FISH RIVER WATER SUPPLY

3,941

MARITIME SERVICES BOARD

PROGRAM OVERVIEW

The program provides for the development of ports associated with containers, general cargo and specialist bulk trade, as well as the provision of facilities for recreational boating.

MAJOR WORKS

NEW WORKS

BERTH 1. WHITE BAY WHARF STRENGTHENING AND BACKUP AREA	Balmain	1994	1997	650		50
BERTH 8 GLEBE ISLAND - UPGRADE	Glebe	1994	1996	2,000		250
ENTRANCE DREDGING	Botany	1994	1996	2,100		50
HOLDING BERTH-DYKE POINT	Newcastle	1994	1996	675		585
RELOCATION OF MAINTENANCE WORKSHOPS -CARRINGTON	Newcastle	1994	1996	1,200		500
SYDNEY RADAR UPGRADE-INTEGRATED VESSEL SURVEILLANCE SYSTEM	Sydney	1995	1996	1,600		1,600
UPGRADE FENDERING-WEST BASIN WHARF	Newcastle	1994	1996	1,300		855

3,890

PROJECT DESCRIPTION	LOCATION	START	COMPLETE	ESTIMATED TOTAL COST \$000	EXPENDITURE TO 30-06-94 \$000	ALLOCATION IN 1994-95 \$000
MARITIME SERVICES BOARD (cont)						
WORK-IN-PROGRESS						
BERTHS 4 AND 5 DARLING HARBOUR - PAVEMENT REFURBISHMENT	Sydney	1993	1996	1,064	64	200
BERTHS 7 GLEBE ISLAND -UPGRADE INCL.BERTH 6 BERTHING DOLPHIN	Glebe	1992	1995	3,421	1,001	2,420
BULK LIQUIDS BERTH REFURBISHMENT	Port Botany	1993	1996	2,300	888	1,000
COAL LOADER SEAWALL UPGRADE	Port Kembla	1993	1996	1,409	999	410
COMPUTER EQUIPMENT	Various	1990	1998	3,800	2,008	797
EASTERN BASIN WHARF STRENGTHENING	Newcastle	1993	1996	3,800	56	1,766
EXTEND BULK LIQUIDS STORAGE AREA-SERVICES TO LEASED AREAS	Port Botany	1993	1998	3,430	50	50
FITOUT OF WATERWAY OFFICES/MOBILE OFFICE FACILITIES	Various	1991	1997	989	419	280
INFRASTRUCTURE DEVELOPMENT IN BASIN AREA	Newcastle	1992	1997	1,500	615	222
INTEGRATED VESSEL SURVEILLANCE SYSTEM	Port Botany	1992	1995	1,404	104	1,300
LANDSCAPING, SECURITY FENCING, PARKING - SYDNEY HARBOUR WHARVES	Sydney	1992	1997	511	203	50
NAVIGATION AIDS - WATERWAYS	Various	1991	1997	2,497	997	500
NEW COMPUTING SYSTEMS-MOSMIG 1	Sydney	1993	1995	6,260	6,060	200
PATROL BOATS - WATERWAYS	Various	1991	1997	2,759	1,442	317
PURCHASE MULTI-PURPOSE VESSELS (3)	Sydney	1993	1996	855	355	500
REPLACE OUTBOARD MOTORS	Various	1991	1997	1,657	627	380
ROZELLE BAY-DEVELOPMENT OF RECREATIONAL BOATING PRECINCT	Rozelle	1994	1997	2,653	83	70
SECOND BULK LIQUIDS BERTH - MSB COMPONENT OF JOINT VENTURE	Port Botany	1991	1997	3,429	278	51
UPGRADE OF ROAD-RAIL INFRASTRUCTURE	Port Botany	1989	1998	6,064	2,564	300
UPGRADE SYDNEY COVE PASSENGER TERMINAL (KITCHENS AND LIFTS)	Sydney	1993	1995	642	497	145
WATERWAYS LICENCING AND REGISTRATION OPEN SYSTEMS (WALROS)	Rozelle	1993	1995	4,345	3,412	933
						<hr/> 11,891 <hr/>
TOTAL, MAJOR WORKS						<hr/> 15,781 <hr/>
MINOR MISCELLANEOUS WORKS						<hr/> 6,133 <hr/>
TOTAL, MARITIME SERVICES BOARD						<hr/> 21,914 <hr/>

PROJECT DESCRIPTION	LOCATION	START	COMPLETE	ESTIMATED TOTAL COST \$000	EXPENDITURE TO 30-06-94 \$000	ALLOCATION IN 1994-95 \$000
---------------------	----------	-------	----------	----------------------------------	-------------------------------------	-----------------------------------

PUBLIC WORKS DEPARTMENT

PROGRAM OVERVIEW

The program provides for the fitout of several floors in the head office, the rationalisation of various regional offices and the purchase of computers, motor vehicles and other plant and equipment.

MAJOR WORKS

NEW WORKS

FITOUT BALANCE OF FLOORS 6 AND 7 OF MCKELL BUILDING	Sydney	1994	1995	1,045		1,045
--	--------	------	------	-------	--	-------

1,045

WORK-IN-PROGRESS

MANLY HYDRAULICS LABORATORY RATIONALISATION	Manly	1993	1996	2,000	63	1,015
--	-------	------	------	-------	----	-------

METROPOLITAN NORTH WEST OFFICE RATIONALISATION	Blacktown	1993	1996	500	1	456
---	-----------	------	------	-----	---	-----

1,471

TOTAL, MAJOR WORKS

2,516

MINOR MISCELLANEOUS WORKS

9,738

TOTAL, PUBLIC WORKS DEPARTMENT

12,254

SOUTH WEST TABLELANDS WATER SUPPLY

PROGRAM OVERVIEW

The program provides for the installation of new pumps and the establishment of a new bore.

MAJOR WORKS

WORK-IN-PROGRESS

INSTALLATION OF NEW PUMPS AND ESTABLISHMENT OF NEW BORE	Cootamundra	1989	1997	44,982	43,922	760
--	-------------	------	------	--------	--------	-----

760

TOTAL, SOUTH WEST TABLELANDS WATER SUPPLY

760

PROJECT DESCRIPTION	LOCATION	START	COMPLETE	ESTIMATED TOTAL COST \$000	EXPENDITURE TO 30-06-94 \$000	ALLOCATION IN 1994-95 \$000
---------------------	----------	-------	----------	----------------------------------	-------------------------------------	-----------------------------------

MINISTER FOR SPORT, RECREATION AND RACING

EASTERN CREEK RACEWAY

PROGRAM OVERVIEW

The program provides for a variety of minor works at the Raceway to improve general amenities and overall safety.

MINOR MISCELLANEOUS WORKS	550
TOTAL, EASTERN CREEK RACEWAY	550

PROJECT DESCRIPTION	LOCATION	START	COMPLETE	ESTIMATED TOTAL COST \$000	EXPENDITURE TO 30-06-94 \$000	ALLOCATION IN 1994-95 \$000
STATE RAIL AUTHORITY - COMMERCIAL (cont)						
WORK IN PROGRESS						
81 CLASS LOCOMOTIVE TRAIN BRAKE AIR DRYERS	Various	1992	1996	931	31	500
ACQUISITION OF COAL WAGONS	Wollongong	1992	1995	56,798	46,420	8,000
BANKSTOWN LINE RESIGNALLING	Bankstown	1993	1996	3,090	11	10
BRIDGE REPLACEMENTS HEAVY LOCOMOTIVE LINES	Various	1993	1996	1,482	732	346
CARAGABAL UNDERBRIDGE REPLACEMENT	Caragabel	1992	1996	660	79	524
CLYDE FREIGHT YARD CONSOLIDATION	Clyde	1992	1997	2,920	977	740
COUNTRY SIGNAL CIRCUIT BOOK UPDATE	Various	1993	1995	579	519	60
DUBBO-MERRYGOEN: TIMBER UNDER BRIDGE REPLACEMENT	Various	1992	1999	2,060	188	50
DUBBO YARD RATIONALISATION	Dubbo	1992	1999	10,000	46	100
ENFIELD FREIGHT YARD CONSOLIDATION	Strathfield South	1989	1996	49,982	2,583	19,000
ENFIELD ONE SPOT WAGON MAINTENANCE CENTRE	Strathfield South	1994	1996	500	7	10
FORBES UNDERBRIDGE REPLACEMENT	Forbes	1993	1997	3,500	102	34
HEXHAM YARD: RESIGNALLING AND RATIONALISATION	Hexham	1992	1995	994	268	600
INTEGRATED SOFTWARE PROJECT	Sydney City	1993	1999	13,420	1,096	4,793
INFORMATION TECHNOLOGY INTEGRATION PROJECT	Various	1994	1999	3,082	332	750
LAKE BATHURST UNDERBRIDGE REPLACEMENT	Tarago	1993	1996	700	7	32
LOCOMOTIVE FLEET PLAN: NEW MAINTENANCE FACILITY	Various	1992	1997	5,876	626	1,280
LOCOMOTIVE FLEET PLAN: SERVICE AND INSPECTION DEPOTS	Various	1992	1997	11,036	1,322	1,780
MODIFY 32 NOHF OPEN CONCENTRATE WAGONS	Various	1993	1996	597	234	330
NARRABRI WEST UNDERBRIDGE REPLACEMENT	Narrabri	1993	1998	2,400	289	25
OTHER RAIL WAGON CONVERSIONS	Various	1992	1997	5,245	1,102	1,500
PROPERTY MANAGEMENT AND LAND REGISTER SYSTEM	Sydney City	1990	1996	1,098	295	550
RAIL-MOUNTED RECOVERY CRANE	Enfield	1992	1996	4,032	1,706	2,000
RESIGNALLING AND REMOTE CONTROL	Various	1989	1999	54,848	10,318	9,520
STOCKINBINGAL UNDERBRIDGE REPLACEMENT	Stockinbinal	1992	1996	610	68	483
SERVICE RADIO NETWORK	Various	1994	1999	4,080	16	1,035
TRACK PRODUCTIVITY IMPROVEMENT	Various	1989	2000	21,874	6,798	7,012
TRACK UPGRADING	Various	1992	1999	28,832	3,841	3,078

PROJECT DESCRIPTION	LOCATION	START	COMPLETE	ESTIMATED TOTAL COST \$000	EXPENDITURE TO 30-06-94 \$000	ALLOCATION IN 1994-95 \$000
STATE RAIL AUTHORITY - COMMERCIAL (cont)						
WORK IN PROGRESS						
TRAIN OPERATION PROJECT	Various	1991	1999	53,280	3,886	10,000
TRAIN RADIO	Various	1989	1996	38,910	13,153	15,000
TUNNEL RECONDITIONING	Marrangaroo	1993	1998	4,000	32	28
WAGON DEFECT DETECTORS: DRAGGING EQUIPMENT DETECTORS	Various	1994	1996	800	4	96
WALLERAWANG-SPRING HILL: UNDERBRIDGE REPLACEMENT	Bathurst	1992	1999	2,500	248	45
WESTERN REGION REPLACEMENT OF WOODEN ELECTRICITY POLES	Various	1992	1996	598	200	193
						89,504
TOTAL, MAJOR WORKS						110,479
MINOR MISCELLANEOUS WORKS						40,340
TOTAL, STATE RAIL AUTHORITY - COMMERCIAL						150,819

STATE RAIL AUTHORITY - NON COMMERCIAL

PROGRAM OVERVIEW

The objective of the program is to support the renewal, development and strategic repositioning of the non-commercial business of the SRA. The objective is met by expenditure in four categories; bedrock (safty/Integrity, Infrastructure renewal), strategy investment, growth and supplementary programs.

MAJOR WORKS

NEW WORKS

ACQUISITION OF EXPLORER CARS	Various	1994	1996	11,400		5,000
ARMIDALE - TAMWORTH LINE: GEOTECHNICAL REMEDIAL WORKS	Limbril	1994	1996	1,213		800
AUTOMATED TRAIN CREW SCHEDULING	Various	1994	1997	1,350		350
BRIDGE REFURBISHMENT ON COUNTRYLINK LINES	Various	1994	1996	1,410		810
CATALOGUING OF USER STORES ITEMS	Sydney	1994	1996	1,050		700
CAMPBELLTOWN - AMPLIFY EXISTING CULVERT 55.37KM	Campbelltown	1994	1996	500		100
CITY UNDERGROUND UPGRADING WORKS	Various	1994	1996	18,230		7,130
COMMERCIAL DEVELOPMENT FOR BLACKTOWN STATION	Blacktown	1994	1995	2,000		2,000
CONSOLIDATED OF STATE RAIL TRAINING COLLEGES	Petersham	1994	1997	1,050		35
COUNTRYLINK STATION UPGRADING	Sydney	1994	1997	1,500		100

PROJECT DESCRIPTION	LOCATION	START	COMPLETE	ESTIMATED TOTAL COST \$000	EXPENDITURE TO 30-06-94 \$000	ALLOCATION IN 1994-95 \$000
STATE RAIL AUTHORITY - NON COMMERCIAL (cont)						
NEW WORKS (cont)						
DEPOTS AND AMENITIES	Various	1994	1996	2,833		2,403
DOUBLE DECK INTERCITY ROLLINGSTOCK UPGRADING PROGRAM	Various	1994	2000	25,911		622
DOUBLE DECK SUBURBAN ROLLINGSTOCK UPGRADING PROGRAM	Various	1994	2000	120,331		2,143
FOOTBRIDGE RENEWAL PROGRAM SOUTH	Campsie	1994	1995	500		200
INFORMATION TECHNOLOGY SYSTEMS INTEGRATION	Various	1994	1997	1,800		50
INFORMATION TECHNOLOGY STRATEGIC PLAN	Various	1994	1999	12,954		800
INTEGRATED TRANSPORT STRATEGY	Various	1994	1996	20,000		16,000
INFRASTRUCTURE FOR GROWTH AND OPERATIONAL ENHANCEMENTS	Various	1994	1998	19,100		8,300
JUNCTION RENEWAL PROGRAM AT CRITICAL LOCATIONS	Various	1994	1996	4,192		1,850
MAINTENANCE CENTRE UPGRADING WORKS	Various	1994	1997	8,173		3,710
MAJOR STATION UPGRADING	Various	1994	1996	29,360		14,400
ON TRAIN PASSENGER SECURITY INITIATIVES	Various	1994	1999	46,500		2,000
OVERBRIDGE RENEWAL PROGRAM	Various	1994	1996	1,145		500
OVERHEAD WIRING STRUCTURE RENEWAL	Various	1994	1997	9,708		6,208
OVERHEAD WIRING MODERNISATION WORKS	Various	1994	2,000	30,245		11,510
PARRAMATTA TO HORNSBY CONNECTION - DESIGN STUDIES	Various	1994	1995	2,000 *		2,000
PASSENGER SECURITY INITIATIVES AT STATIONS	Various	1994	2000	14,310		1,500
PLATFORM RAISING AND RECONSTRUCTION	Various	1994	1996	4,420		2,440
PROVISION OF STATION PASSENGER INFORMATION	Various	1994	2000	27,350		3,300
PC SOFTWARE LICENSING	Sydney City	1994	1999	5,614		364
REPLACEMENT OF TRANSMISSION LINES	Various	1994	1998	3,310		60
REFURBISH SPECIAL TRAINS	Redfern	1994	1996	500		100
SECURITY RADIO SYSTEMS	Various	1994	1995	600		600
SYDNEY TERMINAL WESTERN CONCOURSE DECK STRUCTURE REPAIRS	Sydney	1994	1996	2,470		2,200
SIGNAL RENEWAL AND MODERNISATION PROGRAM	Various	1994	2000	33,470		3,870
STATION INTERCHANGE PROGRAM	Wyong	1994	1996	500		80
STATION UPGRADING PROGRAM - EASY ACCESS	Various	1994	1996	22,310		11,620
SUBSTATIONS UPGRADE	Various	1994	1998	5,350		260

* Overall project cost is estimated at \$400 million.

PROJECT DESCRIPTION	LOCATION	START	COMPLETE	ESTIMATED TOTAL COST \$000	EXPENDITURE TO 30-06-94 \$000	ALLOCATION IN 1994-95 \$000
STATE RAIL AUTHORITY - NON COMMERCIAL (cont)						
NEW WORKS (cont)						
TICKETING SYSTEMS DEVELOPMENT AND ENHANCEMENTS	Various	1994	1999	6,600		3,000
UNDERBRIDGE RENEWAL PROGRAM	Various	1994	1997	10,251		3,951
UPGRADING PROGRAM FOR TRACTION SYSTEM - SUBSTATION	Newtown	1994	1996	1,550		200
UPGRADING OF 500V SECTION HUT AT PRIORITY LOCATIONS	Minto	1994	1997	1,410		450
UPGRADING OF SIGNALLING FOR ILLAWARRA REGION	Various	1994	2000	8,200		250
UPGRADING OF POWER SUPPLIES FOR SIGNAL RENEWAL PROGRAM	Clyde	1994	1997	2930		30
						123,996
WORK IN PROGRESS						
AUTOMATIC TICKETING PROJECT	Various	1990	1995	64,958	64,658	300
BUILDING BETTER CITIES - TRANSIT WEST PROGRAM	Various	1992	1996	71,000	17,513	24,165
CASINO - MURWILLUMBAH LINE BRIDGE REHABILITATION	Various	1991	1999	16,700	5,240	2,300
CATALOGUING SERVICES FOR OFFICIAL STORES	Sydney	1992	1995	788	501	287
COMBINED CONTROL CENTRE TO REPLACE OLD CENTRE AT SYDNEY STATION	Various	1990	1999	32,464	2,820	7,844
COUNTRYLINK COMPUTER NETWORK	Sydney	1993	1996	4,553	113	1,800
CONSTRUCTION OF NEW SOUTHERN LINE	Various	1993	2000	474,000	4,000	15,000
COMMUNICATION CABLE RENEWAL	Blacktown	1993	1997	500	1	200
CITY UNDERGROUND UPGRADING	Sydney	1990	1999	59,779	16,897	7,000
CITYRAIL STATION LIGHTING	Various	1991	1995	1,746	1,646	100
COUNTRYLINK PUBLIC ANNOUNCEMENT SYSTEM	Sydney	1993	1995	1,800	50	1,750
COUNTRYLINK STATION IMPROVEMENTS	Various	1990	1996	4,246	2,976	1,250
COMPUTERISED TRAIN TIMETABLES	Various	1990	1998	4,712	652	1,400
DEPOTS AND AMENITIES	Various	1991	1997	4,640	1,806	484
DRIVER TRAINING SIMULATORS	Various	1992	1997	3,053	2,753	100
DOUBLE DECK INTERCITY ROLLINGSTOCK UPGRADING PROGRAM	Various	1990	1996	5,948	4,435	601
DOUBLE DECK SUBURBAN ROLLINGSTOCK UPGRADING PROGRAM	Various	1990	1996	30,086	17,820	7,204
ELECTRIFICATION DAPTO TO KIAMA	Dapto	1993	1997	30,222	222	200
EMBANKMENT AND CUTTING REMEDIAL WORK - ILLAWARRA REGION	Various	1992	1995	1,754	154	1,600

PROJECT DESCRIPTION	LOCATION	START	COMPLETE	ESTIMATED TOTAL COST \$000	EXPENDITURE TO 30-06-94 \$000	ALLOCATION IN 1994-95 \$000
STATE RAIL AUTHORITY - NON COMMERCIAL (cont)						
WORK IN PROGRESS (cont)						
FENCING RENEWAL	Various	1990	2000	17,547	8,147	700
FINALISE EAST HILLS LINE PROPERTY SETTLEMENT	East Hills	1990	1995	90,603	90,553	50
FIRE PROTECTION IN CITY UNDERGROUND	Sydney	1990	2000	48,911	5,511	7000
HIGH VOLTAGE CABLE REPLACEMENT	Various	1993	2000	10,420	1	500
ILLAWARRA LINE CULVERT REMEDIAL WORKS	Austinmer	1992	1996	12,310	3,310	4,900
INTEGRATED SOFTWARE PROJECT	Sydney City	1993	1999	31,314	2,557	9,185
INFORMATION TECHNOLOGY CITYRAIL	Various	1993	1996	7,000	3,500	2,000
JUNCTION RENEWAL PROGRAM AT CRITICAL LOCATIONS	Various	1992	1996	7,186	1,901	2,960
MAINTENANCE CENTRE UPGRADING WORKS	Various	1990	2000	34,535	2,249	4,168
MAJOR STATION UPGRADING	Various	1991	1996	13,234	4,094	4,390
METROPOLITAN TRACK STRENGTHENING	Various	1990	2000	480,322	213,022	37,400
MICROWAVE SYSTEMS	Various	1992	1996	1,417	17	750
NORTH STRATHFIELD TRACKWORK	North Strathfield	1993	1995	2,158	2,058	100
OVERHEAD WIRING STRUCTURE RENEWALS	Various	1991	2000	14,806	46	3,700
OVERHEAD WIRING MODERNISATION WORKS	Various	1990	1998	12,114	3,654	2,600
PURCHASE OF ENDEAVOUR RAIL CARS	Various	1990	1996	80,616	65,328	14,188
PURCHASE OF EXPLORER CARS	Newcastle	1990	1995	49,979	48,358	1,621
PROPERTY MANAGEMENT AND LAND REGISTER SYSTEM	Sydney City	1990	1996	2,562	688	1,284
REFURBISH SYDNEY TERMINAL	Sydney	1992	2000	17,368	1,247	900
RELOCATION OF SRA SERVICES FROM ADVANCED TECHNOLOGY PARK SITE	Redfern	1992	1995	4,110	1,610	2,500
RENEWAL OF TRANSOM ON SYDNEY HARBOUR BRIDGE	Sydney	1990	1997	3,931	2,931	100
REPLACEMENT OF 'RED RATTLERS' WITH 450 DOUBLE DECK TANGARA	Various	1990	1996	874,590	809,950	58,640
RETROFIT OF EXISTING XPT CARS	Newcastle	1990	1995	14,728	11,628	3,100
SRA TELECOM NETWORK MANAGEMENT SUPPORT SYSTEM	Various	1992	2000	1,926	76	250
STATION FOOTBRIDGE RENEWAL PROGRAM	Various	1991	1995	1,338	945	393
SYDNEY TERMINAL PASSENGER INFORMATION	Sydney	1993	1996	560	97	200
SIGNAL RENEWAL AND MODERNISATION PROGRAM	Various	1990	2000	175,626	37,471	30,579
SUBSTATION UPGRADING	St Leonards	1992	1995	3,765	2,485	1,280

PROJECT DESCRIPTION	LOCATION	START	COMPLETE	ESTIMATED TOTAL COST \$000	EXPENDITURE TO 30-06-94 \$000	ALLOCATION IN 1994-95 \$000
STATE RAIL AUTHORITY - NON COMMERCIAL (cont)						
WORK IN PROGRESS (cont)						
TRAIN RESERVATION SYSTEM COUNTRYLINK	Melbourne	1989	1995	7,153	6,753	350
TRACK RATIONALISATION	Various	1992	1996	18,181	4,995	5,987
TRACK REHABILITATION	Various	1990	2000	41,291	11,112	4,720
TRAIN RADIO CITYRAIL	Various	1990	1996	54,269	22,532	21,550
UNDERBRIDGE RENEWAL PROGRAM	Windsor	1992	1995	703	83	620
UPGRADING PROGRAM FOR TRACTION SYSTEMS - SUBSTATIONS	Various	1992	1995	3,514	2,834	680
UPGRADING OF 1500V SECTION HUTS AT CRITICAL LOCATIONS	Punchbowl	1992	2000	1,265	35	20
UPGRADING OF POWER SUPPLIES FOR SIGNAL RENEWAL PROGRAM	Various	1992	1996	11,880	5,846	2,614
XPT MAINTENANCE CENTRE EXPANSION	Sydenham	1990	1995	9,976	9,276	700
XPLORER CAR DEPOT	Redfern	1992	1995	2,539	2,200	339
						306,603
TOTAL, MAJOR WORKS						430,599
MINOR MISCELLANEOUS WORKS						95,368
TOTAL, STATE RAIL AUTHORITY - NON COMMERCIAL						525,967

STATE TRANSIT AUTHORITY

PROGRAM OVERVIEW

The objective of the program is to deliver projects which improve services and satisfy community needs whilst also furthering the Authority's initiatives to create an efficient and commercially driven organisation.

MAJOR WORKS

NEW WORKS

ADDITIONAL RIVER VESSEL	Various	1994	1995	3,534		3,534
BUS RADIO NETWORK UPGRADE	Various	1994	1996	2,565		505
CIRCULAR QUAY REFUELLING FACILITY	Sydney	1994	1995	807		807
						4,846

PROJECT DESCRIPTION	LOCATION	START	COMPLETE	ESTIMATED TOTAL COST \$000	EXPENDITURE TO 30-06-94 \$000	ALLOCATION IN 1994-95 \$000
STATE TRANSIT AUTHORITY (cont)						
WORK-IN-PROGRESS						
BUS REPLACEMENT PROGRAM	Various	1993	1999	88,783	24,269	15,011
EXECUTIVE INFORMATION SYSTEM	Sydney	1993	1994	638	587	51
UPGRADING OF NEWCASTLE DEPOT	Hamilton	1992	1994	1,710	1,000	710
						<hr/> 15,772
TOTAL, MAJOR WORKS						<hr/> 20,618
MINOR MISCELLANEOUS WORKS						<hr/> 6,670
TOTAL, STATE TRANSIT AUTHORITY						<hr/> 27,288

PROJECT DESCRIPTION	LOCATION	START	COMPLETE	ESTIMATED TOTAL COST \$000	EXPENDITURE TO 30-06-94 \$000	ALLOCATION IN 1994-95 \$000
---------------------	----------	-------	----------	----------------------------------	-------------------------------------	-----------------------------------

TREASURER AND MINISTER FOR THE ARTS

SYDNEY OPERA HOUSE TRUST

PROGRAM OVERVIEW

The program provides for the acquisition and development of an information system which will intergrate existing computer applications and increase the effectiveness of the Opera House's day to day operations.

MAJOR WORKS

WORK-IN-PROGRESS

HAMLET COMPUTER SYSTEM	Sydney	1993	1998	1,127	595	264
						264
TOTAL, SYDNEY OPERA HOUSE TRUST						264
TOTAL NON BUDGET SECTOR CAPITAL PROGRAM, 1994-95						2,990,562
LESS: GRANTS TO NON BUDGET SECTOR AGENCIES						(-) 1,084,221
TOTAL STATE CAPITAL PROGRAM, 1994-95						6,101,583