


6. PREMIER AND CABINET CLUSTER

6.1 Introduction

The Premier and Cabinet Cluster works to support the Premier and the Cabinet to deliver the Government's objectives. It also delivers a diverse range of outcomes including providing policy and advisory guidance for Government, bringing the voices of First Nations people into policy making and facilitating stewardship of the public service for the people of New South Wales.



\$866.8 million

Recurrent Expenses 2022-23



\$42.0 million

Capital Expenditure 2022-23

The *Accountable and responsible government* State Outcome is separate from the Premier and Cabinet Cluster and reflects the work and expenditure of the five integrity agencies of the NSW Government.

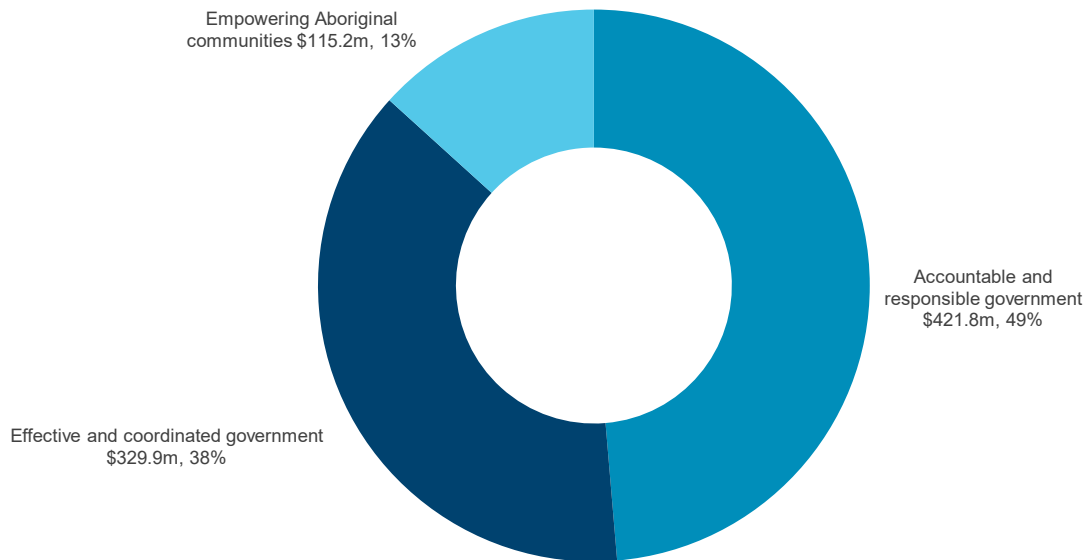
State Outcomes to be delivered by the Premier and Cabinet Cluster

State Outcomes What the Cluster is delivering for people and business	Key Programs underway to support delivery of Outcomes
<p>1. Effective and coordinated government Supporting the Cluster's strategic direction, coordination and delivery role across government for the people of New South Wales. <i>2022-23 investment:</i> \$329.9 million in recurrent expenses & \$18.2 million in capital expenditure</p>	<ul style="list-style-type: none"> • Delivery of the Premier's Priorities • Increased participation rates across identified workforce segments • Increased employee engagement • Effective use of technology to improve productivity and workforce accessibility • Innovative and inclusive policy for women in New South Wales
<p>2. Empowering Aboriginal communities Empowering Aboriginal communities leads to a transformed relationship between Aboriginal peoples and government, as well as supporting the delivery of policies and practices that support Aboriginal peoples' right to self-determination. <i>2022-23 investment:</i> \$115.2 million in recurrent expenses & \$3.8 million in capital expenditure</p>	<ul style="list-style-type: none"> • Closing the Gap Implementation Plan • Stolen Generations Reparations Scheme • Growing NSW's first economy • Aboriginal Community Connectors Pilot
<p>3. Accountable and responsible government Supporting good government decision-making and upholding government integrity. <i>2022-23 investment:</i> \$421.8 million in recurrent expenses & \$20.0 million in capital expenditure</p>	<ul style="list-style-type: none"> • Statutory compliance of integrity agencies and independent entities • Oversight and monitoring • Training and prevention • Conduct, regulate and report on elections

6.2 Overview of Cluster expenses by State Outcome

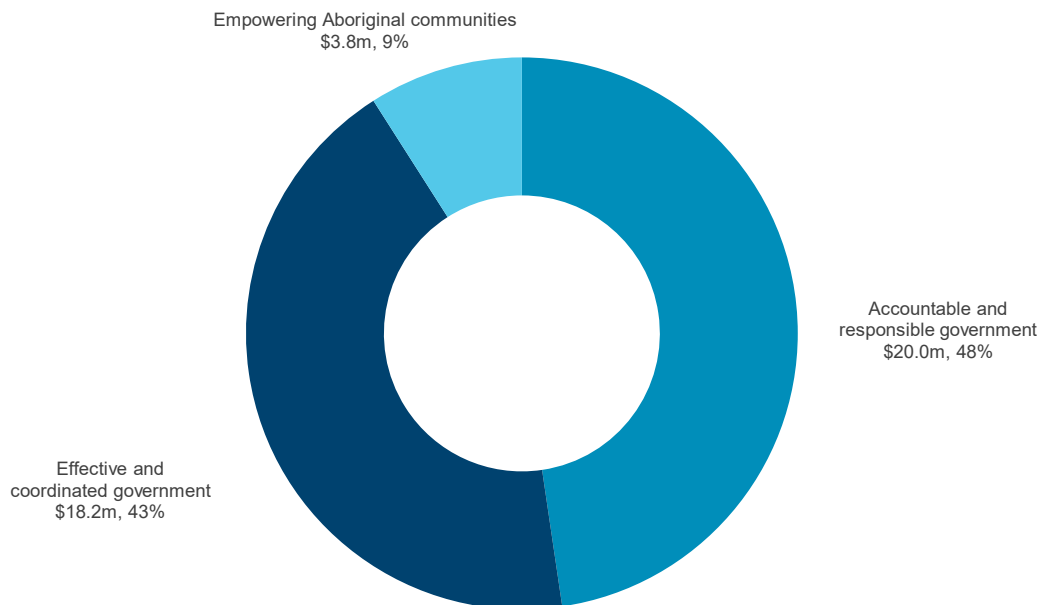
A summary of expenses by State Outcome is provided in the charts below.

Chart 6.1: Recurrent expenses by Outcome 2022-23 (dollars and %)



Note: The *Accountable and responsible government* State Outcome covers the five NSW Government integrity agencies and is separate from the Premier and Cabinet Cluster.

Chart 6.2: Capital expenditure by Outcome 2022-23 (dollars and %)



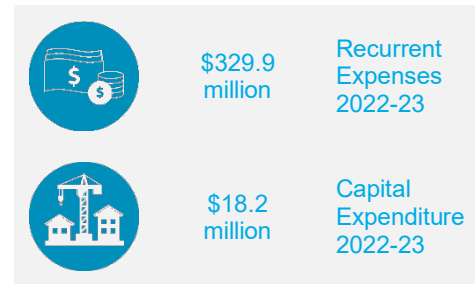
Note: The *Accountable and responsible government* State Outcome covers the five NSW Government integrity agencies and is separate from the Premier and Cabinet Cluster.

6.3 Outcome 1: Effective and coordinated government

State Outcome overview and 2022-23 investment

This Outcome accounts for the Cluster's strategic direction, coordination, and support to government along with policy and advisory services provided to support government. The Cluster plays a key role in improving the lives of all women in New South Wales through the innovative and inclusive policy of Women NSW.

The Outcome includes the Public Service Commission, which is an independent agency that seeks to help shape a world class workforce across the public sector.



2022-23 State Outcome Budget highlights

In 2022-23, the Premier and Cabinet Cluster will invest \$348.1 million (\$329.9 million recurrent expenses and \$18.2 million capital expenditure) in this Outcome, including:

- \$16.0 million (\$32.0 million recurrent expenses over two years) to extend the Return to Work program to assist women getting back into the NSW workforce
- \$10.0 million in recurrent expenses to support the establishment of the Special Commission of Inquiry into LGBTIQ Hate Crimes
- \$9.5 million (\$36.4 million recurrent expenses and \$0.9 million capital expenditure over four years) for continued delivery of core policy and advisory functions within the Department of Premier and Cabinet
- \$4.2 million (\$12.4 million recurrent expenses over four years) to deliver the NSW Women Strategy 2022-2026 and key initiatives within the Strategy.
- \$1.2 million in recurrent expenses to support the 2022 NSW Flood Inquiry to examine and report on the causes of, preparedness for, response to and recovery from the catastrophic flood event
- \$900,000 (\$3.7 million recurrent expenses over four years) to provide ongoing funding for Women NSW to maintain support of the Rural Women's Network
- \$500,000 (\$2.0 million recurrent expenses over four years) to fund industry grants for women in small business.

Key performance insights

This section provides analysis and insights on key Outcome Indicators for this State Outcome.

Drive the Premier's Priorities to make a significant difference for the people of New South Wales

The Premier's Priorities focus on some of the most complex challenges our communities face. The Premier's Implementation Unit publishes progress towards the targets on an annual basis.

Meeting these ambitious targets requires innovative approaches and collaboration across Government.

Performance against this indicator remains stable with prior years, with eight priorities on track. A number of priorities remain challenging, reflecting their complex nature and the impact of two years of disruption from the COVID-19 pandemic. The Premier's Implementation Unit continues to work across the NSW Government to embed strategies and lessons learned to further drive delivery of the priorities.

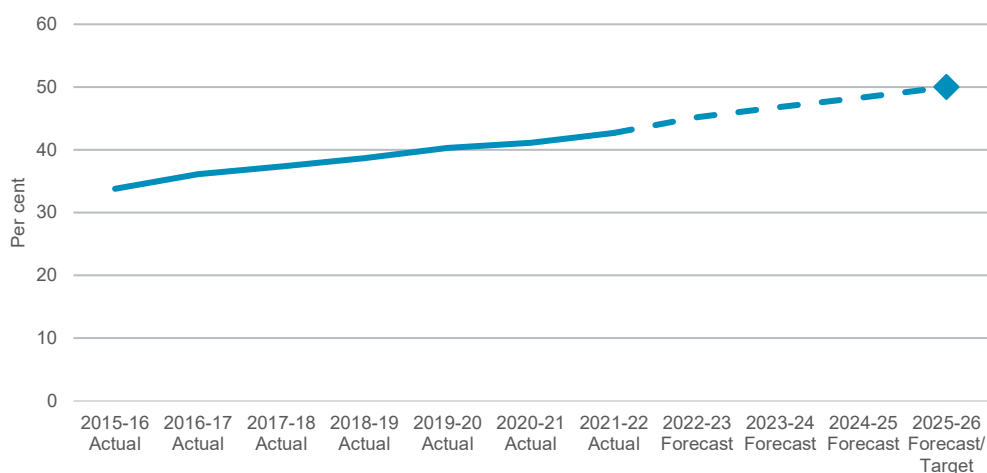
Increasing the percentage of female leaders in the NSW Public Service

A diversified workforce is a key indicator of increased creativity, productivity and performance of the NSW Public Service. Workforce diversity complements Premier's Priority 14 – World-class public service – which tracks key metrics including: the number of female leaders and Aboriginal leaders, the number of roles held by people with a disability and the public sector engagement score.

To meet the target of having 50 per cent of senior leadership roles held by women by 2025, the Public Service Commission (PSC) will continue to support the sector to implement a behavioural insights recruitment intervention, which has been piloted and proven to encourage more women to apply for pipeline and senior leadership roles. The PSC will continue to provide the sector with guidance and advice to implement flexible working into workplace cultures.

Performance against this indicator is expected to continue to improve in 2022-23 and track towards the target of 50 per cent of female leaders in the NSW public service by 2025.

Chart 6.3: Percentage of female leaders in NSW Public Service



Performance indicators for this Outcome

Outcome Indicators	Units	2021-22 Actual ^(a)	2022-23 Forecast
Aboriginal leaders within the Public Service	no.	130.0	130.0
5.6 per cent roles held by people with a disability by 2025	%	2.5 ^(c)	3.2
50 per cent female leaders by 2025 within the Public Service	%	42.7	45.2
Increase engagement of public sector employees	%	67.2 ^(b)	67.5
NSW attracts the best employees ensuring delivery of a World Class Public Service for the people of NSW	%	72.1	76.0
Delivery of the 14 Premier's Priorities	%	60.0	60.0

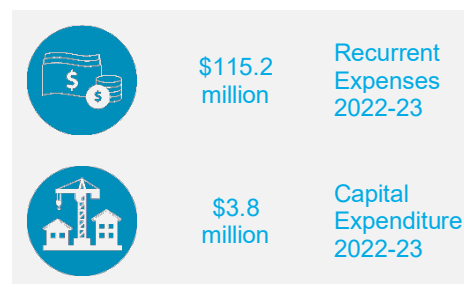
Notes

- (a) Data is a forecast as financial year is not complete.
- (b) Data sourced from 2021 People Matter Employee Survey that occurred in October / November 2021.
- (c) Data sourced from 2021 Workforce Profile Collection census data from June 2020 census date and available from November 2021.

6.4 Outcome 2: Empowering Aboriginal communities

State Outcome overview and 2022-23 investment

Empowering Aboriginal communities leads to a transformed relationship between Aboriginal peoples and government. This Outcome also focuses on supporting the delivery of policies and practices that support Aboriginal peoples' right to self-determination. These principles align to reform goals outlined in the National Agreement on Closing the Gap entered into by the NSW Government in 2020.



2022-23 State Outcome Budget highlights

In 2022-23, the Premier and Cabinet Cluster will invest \$118.9 million (\$115.2 million recurrent expenses and \$3.8 million capital expenditure) in this Outcome, including:

- \$18.1 million (\$48.1 million recurrent expenses and \$200,000 capital expenditure over four years) to deliver on NSW's Closing the Gap commitments, such as partnerships between the NSW Government and First Nations organisations
- \$16.1 million in additional funding to enable the Stolen Generations Reparations Scheme to remain open for applications for a further 12 months
- \$15.0 million (\$30.0 million recurrent expenses over two years) to deliver 'Community and Place' grants to First Nations organisations for activities, projects and initiatives that directly contribute to Closing the Gap outcomes in local First Nations communities
- \$7.7 million (\$43.9 million recurrent expenses over four years) to support the Aboriginal Languages Trust in its responsibilities, including the delivery of the 2022-2027 Strategic Plan to promote, reawaken, nurture and grow Aboriginal languages in NSW
- \$3.5 million (\$15.3 million capital expenditure over three years) to progress the establishment of memorials and keeping places for the Stolen Generation as part of the Government's *Unfinished Business* commitments
- \$1.2 million (\$3.6 million recurrent expenses over three years) to continue and expand the Aboriginal Community Connectors pilot program to new sites and, in line with the Premier's Priority, increase the proportion of Aboriginal students attaining their Higher School Certificate.

Key performance insights

This section provides analysis and insights on key Outcome Indicators for this State Outcome.

Drive transformation in Aboriginal communities – government relationships

Unfinished Business, the NSW Parliament General Purpose Standing Committee's report on its inquiry into Stolen Generations reparations, was tabled in Parliament on 23 June 2016. The report made 35 recommendations relating to reparations. Tracking the Government's compliance with the Stolen Generations Reparations Scheme guidelines remains a key area of focus.

Performance against this indicator remains stable and in line with the target at 100 per cent compliance with the Stolen Generations Reparations Scheme guidelines.

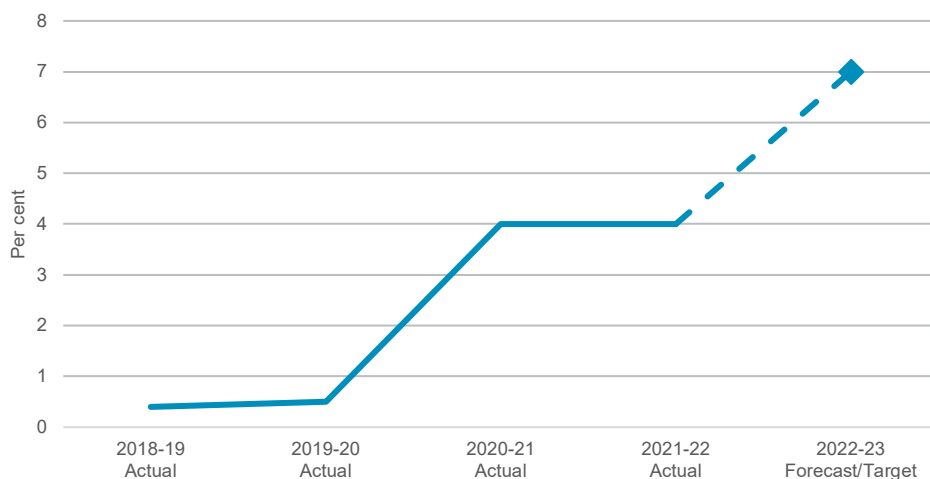
Drive sustainable economic prosperity

The *Aboriginal Procurement Policy* guides the NSW Government's procurement activity with the objective to support an increase in Aboriginal skills, economic participation and grow the Indigenous business sector. The Government's procurement capacity is leveraged to support Aboriginal employment opportunities and participation along with growth of Aboriginal-owned businesses to drive prosperity across Aboriginal communities.

This indicator tracks the increase in Premier and Cabinet Cluster contracts awarded to Aboriginal businesses in line with the *Aboriginal Procurement Policy* target of 7 per cent in 2022-23.

Performance against this indicator is expected to continue to improve in 2022-23 and track towards the target of 7 per cent of Premier and Cabinet Cluster contracts awarded to Aboriginal businesses in 2022-23.

Chart 6.4: *Percentage of Premier and Cabinet Cluster contracts awarded to Aboriginal businesses in line with Aboriginal procurement target*



Performance indicators for this Outcome

Outcome Indicators	Units	2021-22 Actual ^(a)	2022-23 Forecast
Compliance with the Stolen Generations Reparations Scheme guidelines	%	100.0	100.0
Increase in government contracts awarded to Aboriginal business in line with the Aboriginal procurement target	%	4.0	7.0
Increase number of regional alliance stakeholders developing language aspirations through Aboriginal Languages Trust programs	no.	30	45

Notes

(a) Data is a forecast as financial year is not complete.

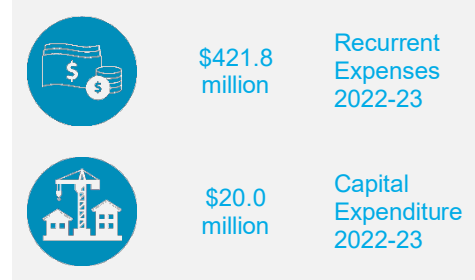
6.5 Outcome 3: Accountable and responsible government

State Outcome overview and 2022-23 investment

This Outcome relates to the five NSW Government integrity agencies that fall within the Cluster and their role in supporting good government decision-making and upholding government integrity.

The integrity agencies are the Audit Office of NSW, the Independent Commission Against Corruption, the Law Enforcement Conduct Commission, the NSW Electoral Commission and the Ombudsman's Office.

These agencies are not subject to Cluster financial management practices. They receive funding and operate independently of the Premier and Cabinet Cluster.



2022-23 State Outcome Budget highlights

In 2022-23, \$441.8 million (\$421.8 million recurrent expenses and \$20.0 million capital expenditure) will be invested in this Outcome, including:

- \$50.5 million recurrent expenses in additional funding for the NSW Electoral Commission to conduct and deliver the 2023 NSW State General Election
- \$9.7 million (\$37.9 million recurrent expenses over four years) to uplift resourcing for the NSW Electoral Commission to continue undertaking and supporting its legislative responsibilities
- \$6.9 million (\$5.3 million recurrent expenses and \$13.5 million capital expenditure over four years) to complete Phase 3 of the Electoral Commission's Funding Disclosure and Compliance Online System
- \$4.9 million (\$12.4 million recurrent expenses and \$1.3 million capital expenditure over four years) to support the Ombudsman's Office preparing and delivering new responsibilities stemming from public interest disclosure and mandatory disease testing legislation
- \$2.6 million (\$10.8 million recurrent expenses over four years) to uplift resourcing for the Independent Commission Against Corruption to continue undertaking and supporting its legislative responsibilities.

Key performance insights

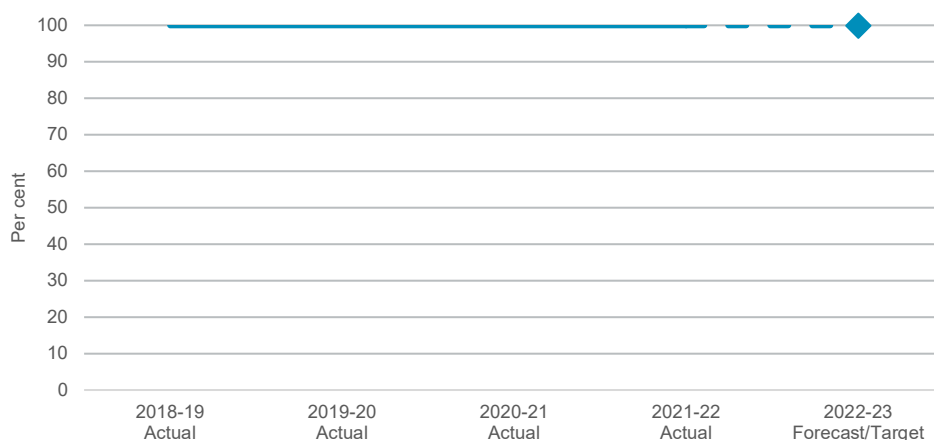
This section provides analysis and insights on key Outcome Indicators for this State Outcome.

Upholding government integrity through responsive, risk-based and efficient oversight

Individual integrity agencies are integral to instilling public trust and confidence in government. This indicator tracks whether integrity agencies are meeting their statutory requirements.

Performance against this indicator continues to remain stable at the 2022-23 target level, with ongoing full compliance recorded by integrity agencies.

Chart 6.5: *Percentage of statutory requirements met by integrity agencies and independent entities*



Performance indicators for this Outcome

Outcome Indicators	Units	2021-22 Actual	2022-23 Forecast
Meeting statutory requirements for integrity agencies	%	100.0	100.0
No successful challenges to elections	no.	0.0	0.0
Overall core voter satisfaction rates	%	85.0	85.5
Participation rates state/local elections			
Participation rates for NSW – state elections	%	n.a ^(a)	90.5 ^(a)
Participation rates for NSW – local elections	%	83.0	n.a ^(b)
Percentage of State General Election (SGE) staff trained			
SGE staff satisfied with training	%	n.a ^(a)	94.0 ^(a)
SGE staff trained	%	n.a ^(a)	100.0 ^(a)
Website user satisfaction		n.a	80.0
Voter enrolment rate	%	97.0	98.0

Note:

(a) State General Election is yet to be held.

(b) Local Government Elections held in 2021-22.